

Volumetric Panel Light Series



Volumetric Panel Gen III
Emergency Battery

ProLED® Volumetric Panel Lights are energy efficient alternatives – only 29W delivering over 130 lumens/watt – to linear fluorescent architectural recessed luminaires. The superior LED technology delivers consistent color and CRI for a uniform illumination. ProLED Volumetric panels offer 0-10V dimming standard and a long useful life of 75,000 hours. Applications include offices, conference rooms, hallways, schools, healthcare, hospitality and retail. ProLED Volumetric Panel Light Series is backed by a 5-Year Warranty.

Performance Specifications

CRI _____	80	Min. Start Temp. _____	-40°C (-40°F)
Rated Life* _____	75,000 hour life	Max. Operating Temp. _____	50°C (122°F)
Watt _____	29W/49W	Power Factor _____	>0.9%
Lumens _____	3787 (3500K), 3805 (4000K), 3876 (5000K)/ 6112 (3500K), 6235 (4000K), 6315 (5000K)	THD _____	<20%
Lumens per Watt (LPW) _____	130/125 (3500K), 131/127 (4000K), 133/128 (5000K)	Warranty _____	5-year
Input Line Voltage _____	120-277V	Control _____	0-10V Dimmable
Input Line Frequency _____	50/60 Hz	Weight _____	12.1, 21.1 lbs.

Energy Savings

System	Ballast Factor	System Wattage	Replacement LED	Wattage	Energy Savings
4 Lamp F32T8	0.88	112	24VPL42/8XX/LED	42	62%

Construction

- Direct backlit design combined with a soft-diffusing lens
- Driver enclosure with multiple knockouts for easy wiring access
- Lightweight 12.1 and 21.1lbs. construction
- Rated for damp locations and non-IC applications

Installation

- Fast access terminal block for easy thru-wiring
- Designed for recessed installation in suspended T-grid ceilings
- Lay in or suspended mounting
- Built-in seismic earthquake clips for additional support

Electrical

- ETL listed for damp locations
- 120V-277V input range
- 50/60 Hz input frequency
- 0-10V dimming standard**
- Power Factor >90%
- Emergency battery available

** It is recommended that no more than 20 fixtures be installed per dimming circuit, and that the fixtures are located no more than 60 feet apart. This load quantity may vary based on the dimming system used.



Ordering Information

Watt	Product #	Product Code	Volts	Color Temp.	CRI	Lumen Output	Useful Life*	Beam Spread	Dimmable	DLC Premium ID	Equivalent Wattage
29W	81975	22VPL29/835/LED3	120~277V	3500K	80	3787	75,000	120°	0-10V	PNJFH71Q	(2) 32W
29W	81976	22VPL29/840/LED3	120~277V	4000K	80	3805	75,000	120°	0-10V	PDT76AP6	(2) 32W
29W	81977	22VPL29/850/LED3	120~277V	5000K	80	3876	75,000	120°	0-10V	PY9UDSZS	(2) 32W
49W	81978	24VPL49/835/LED3	120~277V	3500K	80	6112	75,000	120°	0-10V	PYJEETRY	(4) 32W
49W	81979	24VPL49/840/LED3	120~277V	4000K	80	6235	75,000	120°	0-10V	PA91R65N	(4) 32W
49W	81980	24VPL49/850/LED3	120~277V	5000K	80	6315	75,000	120°	0-10V	PB1MC99A	(4) 32W
16W	81981	VPL/EM/LED3	120~277V				75,000				

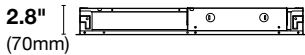
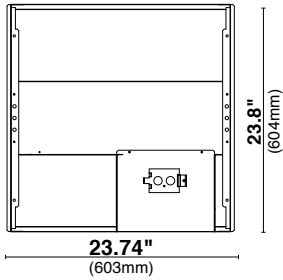
* Useful Life is defined as the point in time at which the lamp will maintain at least 70% of its initial lumens. The lamp will continue to operate past this point at decreased light levels.

** May not be compatible with all dimming systems, dimming performance may vary by system.

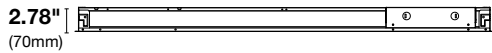
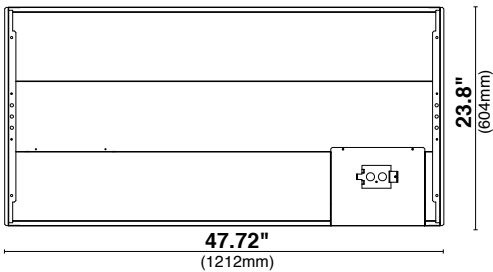
*** Check the latest update at www.DesignLights.org for listed product catalog numbers. Not all versions are listed.

Dimensions

2' x 2'

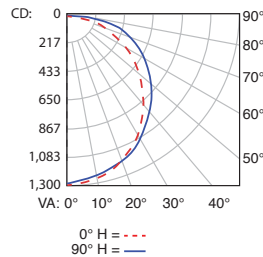


2' x 4'



Photometrics

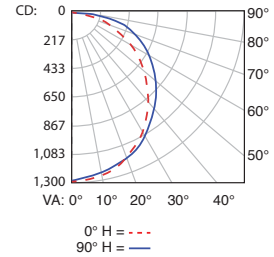
81975, 22VPL29/835/LED3



LUMENS PER ZONE		
ZONE	LUMENS	% TOTAL
0-10	120.5	3.2%
10-20	341.8	8.9%
20-30	517.9	13.5%
30-40	621.8	16.3%
40-50	647.1	16.9%
50-60	602.0	15.7%
60-70	495.5	13.0%
70-80	344.9	9.0%
80-90	131.0	3.4%

ZONAL LUMEN SUMMARY			
ZONE	LUMENS	% LAMP	% LUMINAIRE
0-30	980.2	25.6%	25.6%
0-40	1,602.0	41.9%	41.9%
0-60	2,851.2	74.6%	74.6%
60-90	971.4	25.4%	25.4%
0-90	3,822.5	100%	100%

81976, 22VPL29/840/LED3

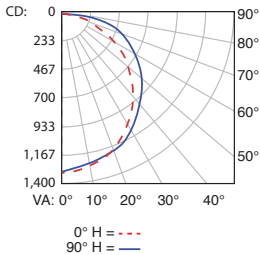


LUMENS PER ZONE		
ZONE	LUMENS	% TOTAL
0-10	121.1	3.2%
10-20	343.5	8.9%
20-30	520.7	13.5%
30-40	625.3	16.3%
40-50	650.9	16.9%
50-60	605.7	15.8%
60-70	498.5	13.0%
70-80	347.0	9.0%
80-90	131.8	3.4%

ZONAL LUMEN SUMMARY			
ZONE	LUMENS	% LAMP	% LUMINAIRE
0-30	985.3	25.6%	25.6%
0-40	1,610.6	41.9%	41.9%
0-60	2,867.1	74.6%	74.6%
60-90	977.3	25.4%	25.4%
0-90	3,844.3	100%	100%

Photometrics

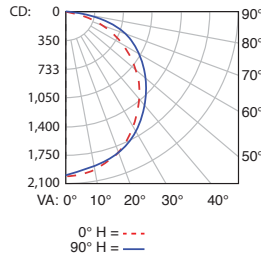
81977, 22VPL29/850/LED3



LUMENS PER ZONE		
ZONE	LUMENS	% TOTAL
0-10	123.4	3.1%
10-20	350.0	8.9%
20-30	530.7	13.5%
30-40	637.7	16.3%
40-50	664.2	16.9%
50-60	618.5	15.8%
60-70	509.2	13.0%
70-80	354.4	9.0%
80-90	134.4	3.4%

ZONAL LUMEN SUMMARY			
ZONE	LUMENS	% LAMP	% LUMINAIRE
0-30	1,004.1	25.6%	25.6%
0-40	1,641.7	41.9%	41.9%
0-60	2,924.5	74.6%	74.6%
60-90	997.9	25.4%	25.4%
0-90	3,922.4	100%	100%

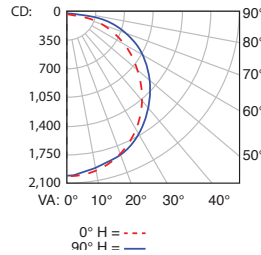
81978, 24VPL49/835/LED3



LUMENS PER ZONE		
ZONE	LUMENS	% TOTAL
0-10	188.4	3.1%
10-20	535.5	8.8%
20-30	814.6	13.4%
30-40	983.2	16.2%
40-50	1,029.5	16.9%
50-60	963.3	15.8%
60-70	795.8	13.1%
70-80	557.7	9.2%
80-90	215.7	3.5%

ZONAL LUMEN SUMMARY			
ZONE	LUMENS	% LAMP	% LUMINAIRE
0-30	1,538.5	25.3%	25.3%
0-40	2,521.7	41.4%	41.5%
0-60	4,514.5	74.2%	74.2%
60-90	1,569.1	25.8%	25.8%
0-90	6,083.6	100%	100%

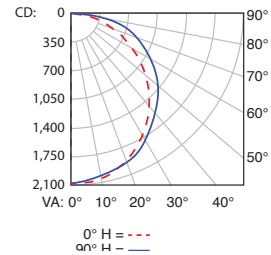
81979, 24VPL49/840/LED3



LUMENS PER ZONE		
ZONE	LUMENS	% TOTAL
0-10	190.4	3.1%
10-20	541.4	8.8%
20-30	823.7	13.4%
30-40	994.5	16.2%
40-50	1,041.9	16.9%
50-60	975.3	15.8%
60-70	806.1	13.1%
70-80	565.2	9.2%
80-90	218.6	3.6%

ZONAL LUMEN SUMMARY			
ZONE	LUMENS	% LAMP	% LUMINAIRE
0-30	1,555.4	25.3%	25.3%
0-40	2,549.9	41.4%	41.4%
0-60	4,567.1	74.2%	74.2%
60-90	1,589.9	25.8%	25.8%
0-90	6,157.0	100%	100%

81980, 24VPL49/850/LED3



LUMENS PER ZONE		
ZONE	LUMENS	% TOTAL
0-10	194.9	3.1%
10-20	554.3	8.8%
20-30	843.7	13.4%
30-40	1,019.2	16.1%
40-50	1,068.5	16.9%
50-60	1,000.9	15.8%
60-70	827.8	13.1%
70-80	581.0	9.2%
80-90	224.7	3.6%

ZONAL LUMEN SUMMARY			
ZONE	LUMENS	% LAMP	% LUMINAIRE
0-30	1,592.9	25.2%	25.2%
0-40	2,612.1	41.4%	41.4%
0-60	4,681.5	74.1%	74.1%
60-90	1,633.6	25.9%	25.9%
0-90	6,315.0	100%	100%