



P/N: AST-CLW03-240WXY1Z-aaK

Note:

AST= Company name

CLW03 = Product series, LED Corn Light

240W = Rating Power

X = LED manufacturer, B=Lumileds, E=SAMSUNG

Y = represents diffuser types: "F" for frosted type and "C" for clear type

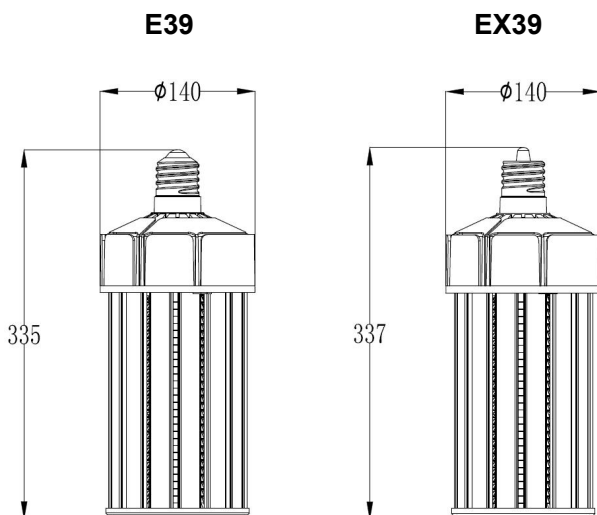
1 = Version number

Z=represent the lamp base type, can be "E" for E39, "EX" for EX39

aaK=CCT, 30K=3000K,

35K=3500K,40K=4000K, ,50K=5000K, 57K=5700K

DIMENSIONS



NOTICE FOR USER

- UL cUL certificate
- E39,EX39 lamp base. 360 degree lighting.
- Can be with clear or frosted cover.
- IP64 Waterproof Rating. light fin heat sink, with SONUN fan.
- Internal driver, input voltage AC100-277V.
- Meet 4kV surge immunity level.
- Sealant pouring for half driver.
- Long lifespan and good heat dissipation.
- Direct replacement for Metal Halide, easy installation.
- Fits many different fixtures to replace traditional lamps.

ADVANTAGE

- UL cUL certificate.
- E39 EX39 lamp base.
- 360 degree lighting.
- Can be with clear or frosted cover.
- IP65 Waterproof Rating.
- Internal driver, input voltage AC100-277V.
- Meet 4KV surge immunity level
- Sealant pouring for whole driver and lamp plastic housing.
- Long lifespan and good heat dissipation ,With SONUN fan Direct replacement for Metal Halide, easy installation.
- Fits many different fixtures to replace traditional lamps.

APPLICATION

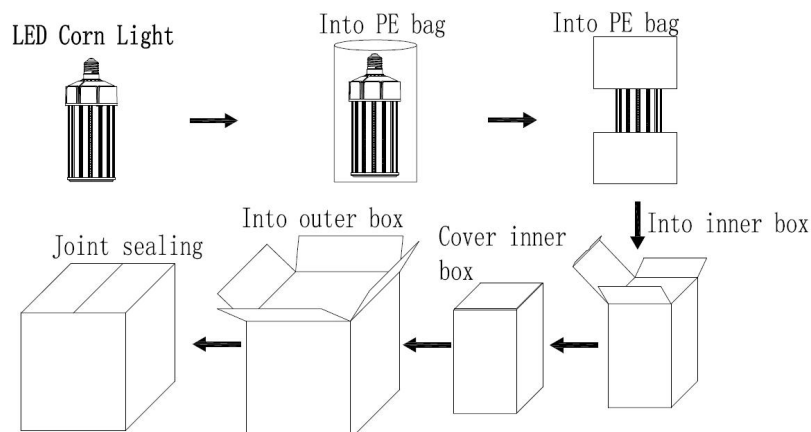
- Widely used in supermarket, warehouse, garage, home, office, hotel, hospital, school, street, garden etc.

SPECIFICATIONS

OPTICAL	Input Power	240W
	Lumen	32400-34800 LM (Clear) / 28800-31200 LM (Frosted)
	Lumen Efficacy	135-145M/W (Clear) / 120-130 LM/W (Frosted)
	Color Temperature	2700-6500K
	CRI	>80
	Viewing Angle	360 Degree
ELECTRICAL	Input Voltage	100-277VAC 50/60Hz
	PF	≥0.9
	THD	≤20%
	Equivalent	600W MHL/HPS/HID
MATERIALS	LED Brand	Lumileds/SAMSUNG
	LED Type	SMD2835
	LED QTY	736 PCS
	Housing	PC + Aluminum
	Housing Color	Any Colors
	Cover	Clear / Frosted
	Waterproof Rating	IP64
OTHERS	Operating Temperature	-25°C TO 45°C
	Operating Humidity	20%-70% RH
	Storage Temperature	-40°C TO 80°C
	Storage Humidity	10%-75% RH
	Warranty Time	5 Years

PACKAGE

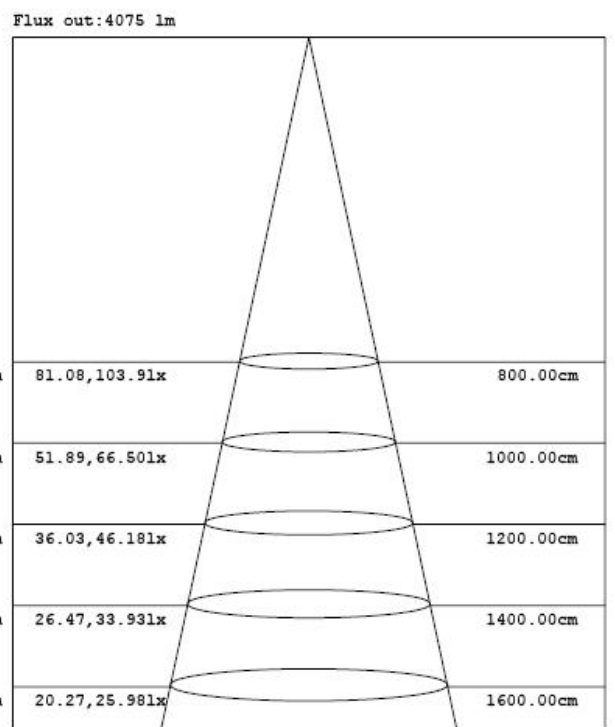
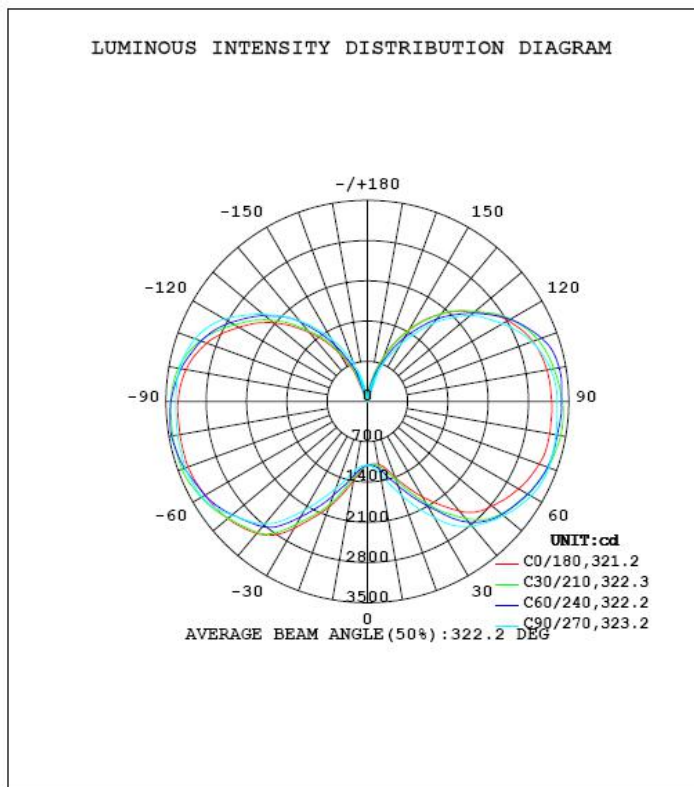
	Size	Qty / Carton	Net Weight / Carton	Gross Weight / Carton
Inner box	375*165*165 MM	1 PC	1.58 KG	1.82 KG
Outer box	510*345*395 MM	6 PCS	9.5 KG	11.9 KG



LIGHT DISTRIBUTION TESTING PARAMETERS

Remark: The testing data comes directly from the product test.

DATA OF LAMP		PHOTOMETRIC DATA			
MODEL		Imax (cd)	3480	S/MH (C0/180)	2.90
NOMINAL POWER (W)	240	LOR (%)	100.0	S/MH (C90/270)	2.93
RATED VOLTAGE (V)	120	TOTAL FLUX (lm)	33801	η UP, DN (C0-180)	22.5, 27.3
NOMINAL FLUX (lm)	33800.9	CIE CLASS	DIFFUSE	η UP, DN (C180-360)	22.8, 27.4
LAMPS INSIDE	1	η up (%)	45.3	CIBSE SHR NOM	2.00
TEST VOLTAGE (V)	120	η down (%)	54.7	CIBSE SHR MAX	0.00



Note: The Curves indicate the illuminated area and the average illumination when the luminaire is at different distance.

TROUBLE SHOOTINGS

Troubles	Check points
Flickering of the light	Turn off the power and turn on again in 3 minutes. If same phenomena occur, then call agencies.
Out of working	Please check the connection.