


Project Name:	Type:
Part Number:	Date:

SINGLE ENDED BYPASS T8

FEATURES

- T8 tube 4' / U bent
- CCT: 3000K, 3500K, 4000K, 5000K
- Ultra high efficacy version up to 167lm/W available
- Built-in universal voltage driver, operates on 120-277V line input
- Opaque glass provides glare free, even lighting with a 310° light emitting area
- Suitable for damp locations and totally enclosed fixtures
- Meets NSF Requirements (use of a shatter guard required)
- Fixture operating temperature: -4°F to 95°F (-20°C to 35°C)
- Lamp ambient temperature: -4°F to 113°F (-20°C to 45°C)
- Rated lifetime (L70): 50,000hrs
- 5 year limited warranty / 10 year available
(see EXTENDED WARRANTIES table for information)
- DLC® Listed



SPECIFICATIONS

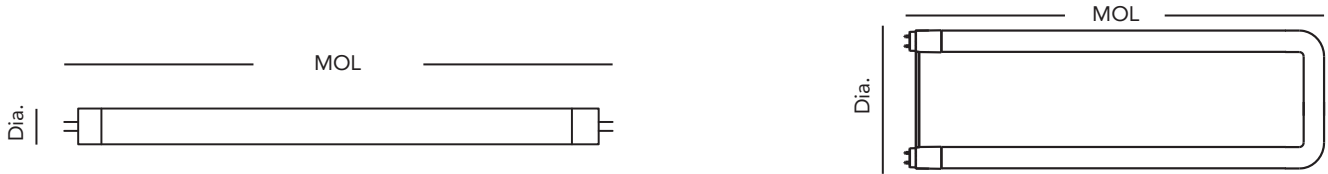
Product	Model	Normal Length	Equiv.	Input Voltage	Wattage	Lumens	CCT	CRI	Efficacy (LPW)	Power Factor	THD	Beam Angle	Dim.	DLC
34956	20.5T8/4F/840/BYP	4'	40W*	120-277V	20.5	3,000	4000K	82	146	0.9	<20%	160°	No	✓
34957	20.5T8/4F/850/BYP	4'	40W*	120-277V	20.5	3,000	5000K	82	146	0.9	<20%	160°	No	✓
98473	14.5T8/4F/840/BYP	4'	32W	120-277V	14.5	2,200	4000K	82	152	0.9	<20%	160°	No	✓
98474	14.5T8/4F/850/BYP	4'	32W	120-277V	14.5	2,200	5000K	82	152	0.9	<20%	160°	No	✓
98379	10.5T8/4F/830/BYP	4'	32W	120-277V	10.5	1,650	3000K	82	157	0.9	<20%	160°	No	✓
98380	10.5T8/4F/835/BYP	4'	32W	120-277V	10.5	1,650	3500K	82	157	0.9	<20%	160°	No	✓
98381	10.5T8/4F/840/BYP	4'	32W	120-277V	10.5	1,750	4000K	82	167	0.9	<20%	160°	No	✓
98382	10.5T8/4F/850/BYP	4'	32W	120-277V	10.5	1,750	5000K	82	167	0.9	<20%	160°	No	✓
98162	17T8U6/830/BYP	U-6	32W	120-277V	17	2,100	3000K	82	124	0.9	<20%	160°	No	✓
35460	17T8U6/835/BYP/R	U-6	32W	120-277V	17	2,100	3500K	82	124	0.9	<20%	160°	No	✓
98163	17T8U6/840/BYP	U-6	32W	120-277V	17	2,300	4000K	82	135	0.9	<20%	160°	No	✓
98164	17T8U6/850/BYP	U-6	32W	120-277V	17	2,300	5000K	82	135	0.9	<20%	160°	No	✓

*Replace 40W T10/T12 lamps or 32W T8 lamps.



SINGLE ENDED BYPASS T8

DIMENSION & WEIGHT



Model	10.5T8/4F/8xx/BYP	14.5T8/4F/8xx/BYP	20.5T8/4F/8xx/BYP	17T8U6/8xx/BYP
Base	G13	G13	G13	G13
MOL	47-13/16"	47-13/16"	47-13/16"	22-7/16"
Dia.	1-1/8"	1.0"	1-1/8"	7-1/16"
Weight	0.57lb	0.57lb	0.53lb	0.53lb

Where xxx means 824-965 which indicates CRI and color temperature

INSTALLATION

Diagram A – Non-Shunted


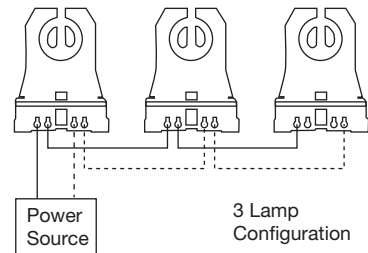
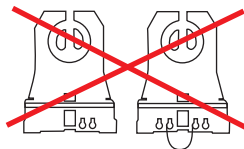
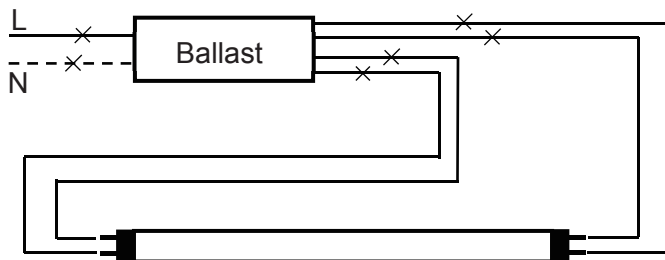


Diagram B – Shunted

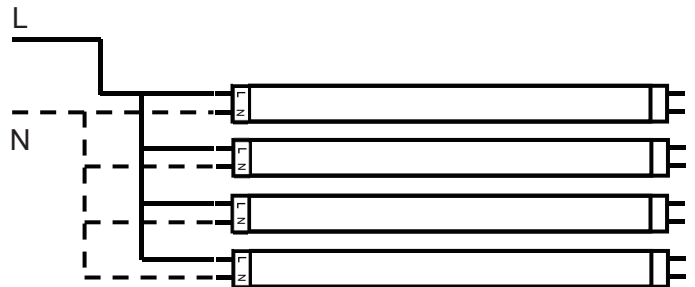


This lamp is compatible with non-shunted lamp holder ONLY.

TUBE



Step 1. Cut all wires connected to the existing ballast, remove the ballast.



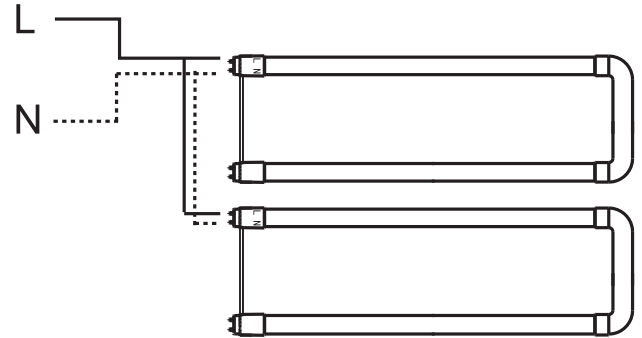
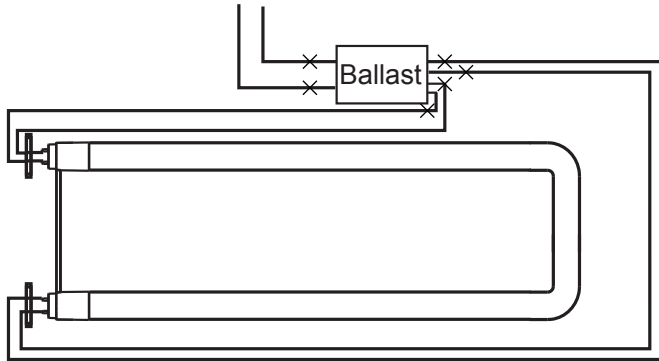
Step 2. If shunted lamp holders are used in the existing fixture, replace them with non-shunted holders first. Wire the holders and lamps according to the diagram.



SINGLE ENDED BYPASS T8

INSTALLATION

U-BENT



ACCESSORY ORDERING INFORMATION

Product	Model	Description	Pictures	Dimensions
98003	23EMDRIVER	California Title 20 Compliant 23W Emergency LED Driver (Field Installation)		
58012	35EMINVERTER*	35W Emergency Inverter (Field Installation)		
58013	35EMINVERTER/CEC	California Title 20 Compliant 35W Emergency Inverter (Field Installation)		

*Does not meet Title 20 appliance requirements, not for use in California

EXTENDED WARRANTIES**

Model	Description***
20.5T8/4F/BYP/10YEARWARRANTY	10 Year warranty for 20.5T8/4F/8xx/BYP/yy
10.5T8/4F/BYP/10YEARWARRANTY	10 Year warranty for 10.5T8/4F/8xx/BYP/yy
14.5T8/4F/BYP/10YEARWARRANTY	10 Year warranty for 14.5T8/4F/8xx/BYP/yy
17T8/U6/BYP/10YEARWARRANTY	10 Year warranty for 17T8U6/8xx/BYP/yy

** Warranty based on a maximum of 4,368 annual operating hours (per year for ten years) and exposure to a maximum ambient temperature of 80°F / 27°C.

*** xx – Refers to the CCT yy – Refers to model generations within the same nominal performance. Typically blank, 'R', or 'RC'