


Project Name:	Type:
Part Number:	Date:

# CCT SELECT DIRECT PL OMNI

## FEATURES

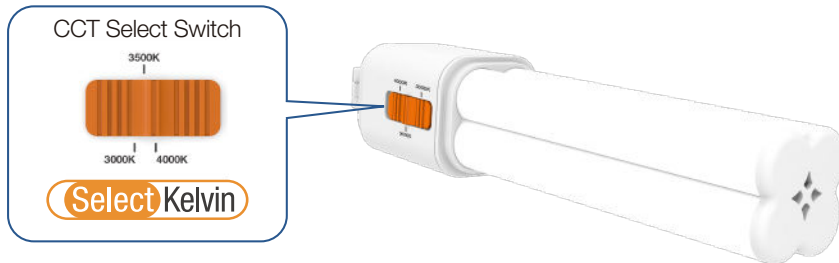
- Replaces 26W CFL lamps
- DIrect installation\* - Compatible with most electronic ballast (G24q/GX24q)
- SelectKelvin technology - field selectable color temperature in 3000K, 3500K, and 4000K
- 0-10V dimmable (ballast dependent)\*
- Omni directional light distribution equivalent to fluorescent lamps
- May be installed horizontally and vertically
- Exceptional high efficacy up to 126 LPW
- Suitable for damp locations and totally enclosed fixtures\*\*
- UL Classified
- Lamp ambient temperature: -4°F to 113°F (-20°C to 45°C)
- Fixture operating temperature: -4°F to 95°F (-20°C to 35°C)
- Rated lifetime (L70): 50,000hrs
- 5 year limited warranty\*\*\* / 10 year available (see EXTENDED WARRANTIES table for information)



072723



## FOCUS FEATURE



## SPECIFICATIONS

Product	Model	Equiv.	Input Voltage	Wattage	CCT	Lumens	Efficacy (LPW)	CRI	Power Factor	THD	Beam Angle	Dim.*	Fixture Rating**
37089	9.5PLO/8CCTS/DIR	26W	120-277V	9.5	3000K	1,150	121	82	0.9	<20%	360°	Yes	Enclosed
					3500K	1,200	126						
					4000K	1,200	126						

\* Ballast Dependent. Please refer to [www.greencreative.com](http://www.greencreative.com) for full ballast and dimmer compatibility list.

\*\* Suitable for use in totally enclosed fixtures. Please make sure the minimum dimensions of the lamp compartment in the fixture meet the guidelines in the installation guide.

\*\*\* Please visit [www.greencreative.com](http://www.greencreative.com) for Limited Warranty terms.

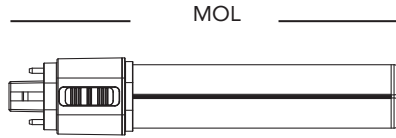
## BALLAST PERFORMANCE

Model	Ballast Type	Bare Lamp Wattage	System Wattage	3000K Lumens	3500K Lumens	4000K Lumens
9.5PLO/8CCTS/DIR	18W	6.5	9	880	920	920
	26W	9.5	12	1,150	1,200	1,200
	42W	11.5	14.5	1,250	1,250	1,300

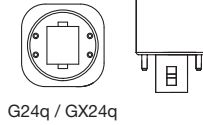


# CCT SELECT DIRECT PL OMNI

## DIMENSION & WEIGHT



Dia.

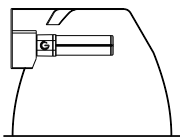


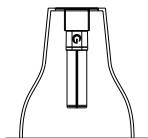
G24q / GX24q

Model	9.5PLO/8CCTS/DIR
Compatible base	G24q & GX24q
MOL	6-7/8"
Dia.	1-3/8"
Weight	0.23 lb

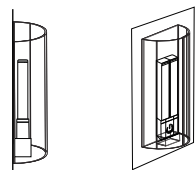
## MINIMUM COMPARTMENT DIMENSIONS

Note – the base of this lamp is 1-3/8" by 1-3/8" and the opening in the reflector should be a minimum of 1-3/8" by 1-3/8" to insure a proper fit. For non-enclosed rated applications the minimum compartment must follow the below guidelines.

	Model Number		9.5PLO/8CCTS/DIR
	Lamp Compartment Dimensions	Diameter	6-1/8"
		Height	4-3/4"
	Maximum Lamps in Luminaire		2
Lampholder-to-Lampholder Spacing		3/8"	

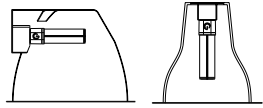
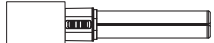
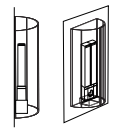
	Model Number		9.5PLO/8CCTS/DIR
	Lamp Compartment Dimensions	Diameter	6-5/16"
		Height	9-1/16"
Maximum Lamps in Luminaire		1	

For enclosed rated applications the minimum compartment must follow the below guidelines.

	Model Number		9.5PLO/8CCTS/DIR
	Lamp Compartment Dimensions	Length	11-13/16"
		Width	6-5/16"
		Height	2-3/4"
Maximum Lamps in Luminaire		2	
Lampholder-to-Lampholder Spacing		1-7/8"	

Product warranty is defined based on the condition of above minimum compartment size, maximum lamps in glass/metal luminaire.

## TEMPERATURE

Fixture operating temperature	Lamp ambient temperature
 Non-enclosed Fixture	 9.5PLO/8CCTS/DIR
 Wall Mounted Enclosed Fixture	
-4°F to 95°F (-20°C to 35°C)	-4°F to 113°F (-20°C to 45°C)



# CCT SELECT DIRECT PL OMNI

## ORDERING INFORMATION

Model	Master Carton			Shipping Carton		
	Case Qty	Case Dimensions (LxWxH)	Case Weight	Case Qty	Case Dimensions (LxWxH)	Case Weight
9.5PLO/8CCTS/DIR	6PCS	7-5/16" x 4-11/16" x 3-3/8"	1.72 lb	24PCS	15-3/8" x 10-7/16" x 4-3/4"	7.5 lb

## EXTENDED WARRANTIES \*\*\*\*\*

Model	Description
9.5PLO/8CCTS/DIR/10YEARWARRANTY	10 Year warranty for 9.5PLO/8CCTS/DIR

\*\*\*\*\* Warranty based on a maximum of 4,368 annual operating hours (per year for ten years) and exposure to a maximum ambient temperature of 80°F / 27°C.  
 Note: All rights reserved. All sizes and specifications are subject to change at any time without notice