

PROJECT NAME: _____ CAT. #: _____
 NOTES: _____ FIXTURE SCHEDULE: _____

LSU LED Utility Wrap Control Ready Series *Wattage and Color Selectable*

Product Description:

A cost-effective utility wrap with tremendous flexibility, the LSU Series is both wattage and CCT selectable, controls ready, and provides an emergency battery backup option. This durable linear fixture delivers long lasting illumination and critical energy savings in locations where lights are on 24/7, such as stairwells, parking garages and utility areas.

Features:

- CCT and Wattage selectable
- Controls Ready – can be paired with the new cMax controls nodes
- 0-10V dimming standard
- CRI>80
- Universal voltage 120-277V
- L70 lumen maintenance of 100,000 hours
- Sheet metal (steel) housing and PMMA lens for smooth diffused distribution
- Operating temperature: -4°F to 122°F, except fixtures with EM option
- On EM mode, the fixture CCT will be set to 5000K
- Default setting for WCS models is set to lower wattage and 4000K
- Fixture may be surface (accessories sold separately)
- On EM mode, the fixture output a minimum of 700 lumens for 90 minutes, when fully charged

Controls Ready:

MaxLite's new Controls Ready (CR) fixtures allows for quick and easy in-field installation (plug and play) of controls. Simply purchase any CR fixture and the required Controls Node and you're all set! See the accessory table for all controls options available for this fixture.



Ordering Information

FAMILY	SIZE	VOLTAGE	WATTAGE (NOMINAL)	CCT SELECT	CONTROLS OPTIONS	OPTIONS
LSU= Utility Wrap Linear Series	2= 2FT 4= 4FT	U= 120-277V	20W= 20/25/30W 23W= 23/35/48W	CS= Color Selectable (3500K/4000K/5000K)	CR= Control Ready	[BLANK]= None EM= Emergency Back-up

1. The end cap is springloaded and hence the fixture cannot do continuous runs more than 2 units
 2. EM option is possible only in 4ft

Stocked Items

ORDER CODE	MODEL NUMBER	DLC PRODUCT ID #	DLC CATEGORY
105658	LSU2U20WCSCR	PXPYY1QK, PTM6A4EF	Stairwell and Passageway Luminaires, Direct Linear Ambient Luminaires
105664	LSU4U23WCSCR	PSW822H3, PKSR1C0L	Stairwell and Passageway Luminaires, Direct Linear Ambient Luminaires



10-year standard warranty with labor allowance (further details available at www.maxlite.com/warranties)

Warranty Limitations: Product must be rated for application per the Product Data Sheet (PDS); operated ≤16 hrs; in ambient temperatures -4°F to 77°F. If ambient temperatures fall outside the -4°F to 77°F range, product is warranted for 5 years according to the operating temperature range specified on the PDS. Up to \$25/unit; registration required. Additional coverage may be available for purchase; contact MaxLite. Excludes EM/MS versions; component warranty applies.





LSU LED Utility Wrap Control Ready Series *Wattage and Color Selectable*

Accessories (SOLD SEPARATELY)

ORDER CODE	MODEL NUMBER	DESCRIPTION	IMAGE
74138	MLCHKLSU15	Cable Kit 15' Loop X Toggle Y 1 Pair	
106056	LSUWCS-WG2407	Wireguard 2FT LSU Strip Watt CCT Select 24IN X 7IN	
106057	LSUWCS-WG4807	Wireguard 4FT LSU Strip Watt CCT Select 48IN X 7IN	
c-Max Basic			
105567	CN-REMOTE	Control Node Remote Control	
105564	CN-RTMST	Control Node Rectangular, Microwave Motion Sensor, Translucent	
105565	CN-RDMSW	Control Node Round, White	
106903	CEA-RDW	c-Max External Adapter Round, White	
c-Max Network			
105892	NN-RTW	Network Node Rectangular, White	
106118	WNS-W	Wall Network Switch (Bluetooth) White	
105905	NN-RDMSW	Network Node Round, White	
106318	NPP-300W	120-277V Network Power Pack 300W Max	

**To use CN-RDMSW or NN-RDMSW, the CEA-RDW External adapter also needs to be purchased separately

Sensor

SENSOR	TECHNOLOGY	DIMMING	DAYLIGHT HARVESTING	REMOTE CONTROL	QR CODE
CN-RTMST	Microwave, Photoelectric	Bi-Level	N/A	CN-REMOTE	
CN-RDMSW	PIR motion sensing, Photoelectric	Bi-Level	Continuous Adjustment Mode (CAM)	CN-REMOTE	
NN-RTW	Bluetooth networking	N/A	N/A	c-Max App (iPhone or Android)	
NN-RDMSW	PIR motion sensing, Photoelectric & Bluetooth networking	Bi-Level	Continuous Adjustment Mode (CAM)	c-Max App (iPhone or Android)	

LSU LED Utility Wrap Control Ready Series *Wattage and Color Selectable*

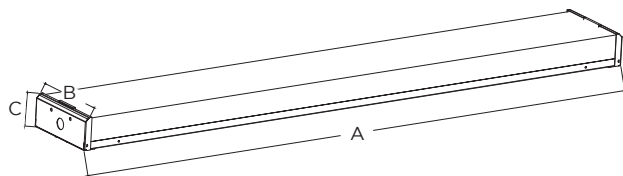
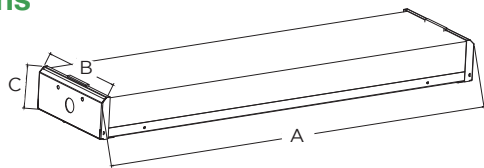
Specifications	LSU2U20WCSCR		
Power Consumption	20W	25W	30W
Lumens Delivered	2600 lm	3250 lm	3900 lm
Efficacy	130 lm/w	130 lm/w	130 lm/w
CRI	>=80		
Color Temperature (K)	3000K, 4000K, 5000K		
L70 Lumen maintenance	>=100,000 hours		
Power Factor	>=0.9		
Input Voltage	120-277V		
Operating Temperature	-4°F to 122°F (-20°C to 50°F), except EM fixtures EM units: -4°F to 104°F (-20°C to 40°C)		
Qualifications	DLC Premium, cULus listed, FCC, Rohs Compliant		
Environment	UL listed for Damp location		
Warranty	10 Years warranty		

See page 1 footer

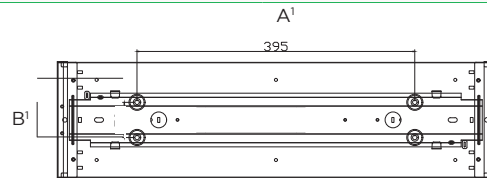
Specifications	LSU4U23WCSCR		
Power Consumption	23W	35W	48W
Lumens Delivered	2990 lm	4550 lm	6240 lm
Efficacy	130 lm/w	130 lm/w	130 lm/w
CRI	>=80		
Color Temperature (K)	3000K, 4000K, 5000K		
L70 Lumen maintenance	>=100,000 hours		
Power Factor	>=0.9		
Input Voltage	120-277V		
Operating Temperature	-4°F to 122°F (-20°C to 50°F), except EM fixtures EM units: -4°F to 104°F (-20°C to 40°C)		
Qualifications	DLC Premium, cULus listed, FCC, Rohs Compliant		
Environment	UL listed for Damp location		
Warranty	10 Years warranty		

See page 1 footer

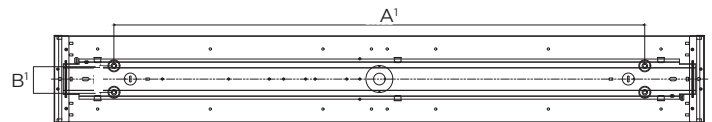
Dimensions



LSU-2U



LSU-4U



PRODUCT	A (L)	A'	B (W)	B'	C (H)
LSU2U20WCSCR	24.4"	15.5"	6.53"	1.96"	2.53"
LSU4U23WCSCR	48.5"	38.6"	6.53"	1.96"	2.53"