


## FEATURES:

- Self-testing
- Battery: over temperature protection
- Low energy consumption CEC Title 20 compliant
- Constant output power
- High output voltage
- Remote Test Switch: Distance for 98ft (optional)
- Listed to UL 924 and tested to CSA 22.2 NO. 141 field or factory installation
- UL listed for US and Canada

## DIMENSIONS:

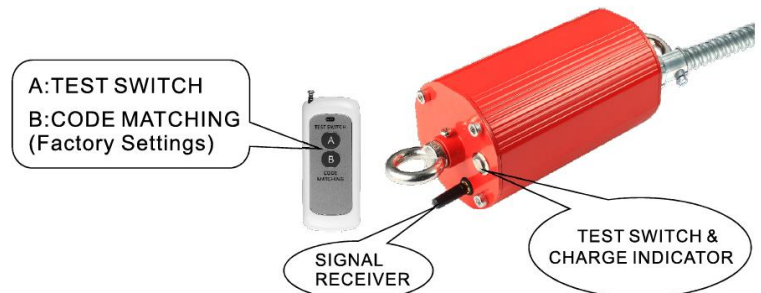


## SELF-TEST:

The emergency LED driver contains a control/monitor circuit which will perform a 30-second discharge test once a month and a fully discharge test once a year. At this time, the unit simulate an AC power failure and automatically switch to emergency mode. During routine testing, the unit will monitor the operation of the LED load, battery voltage and emergency duration. If the unit detects any problems, the indicator will flash quickly.

## 25W Emergency Driver

LOC-HBEMDR-25WHV



## INDICATOR LIGHT:

- AC operation, indicator light will keep on.
- Emergency operation, indicator light will flash slowly (light will turn on for 2 seconds, light will turn off for 2 seconds).
- In a failure, indicator light will flash quickly (light will turn on for 0.2 seconds and off for 0.2 seconds).

## TEST SWITCH:

- In AC operation, press the test switch or the button A on the remote control once, emergency for 30 seconds.
- In AC operation, press the test switch of the button A on the remote control twice within 2 seconds, emergency until battery is fully discharged.
- In emergency operation, press the test switch once or the button A on the remote control once, this will turn off both the emergency, the lamp and indicator light will go out at the same time.

## SPECIFICATIONS:

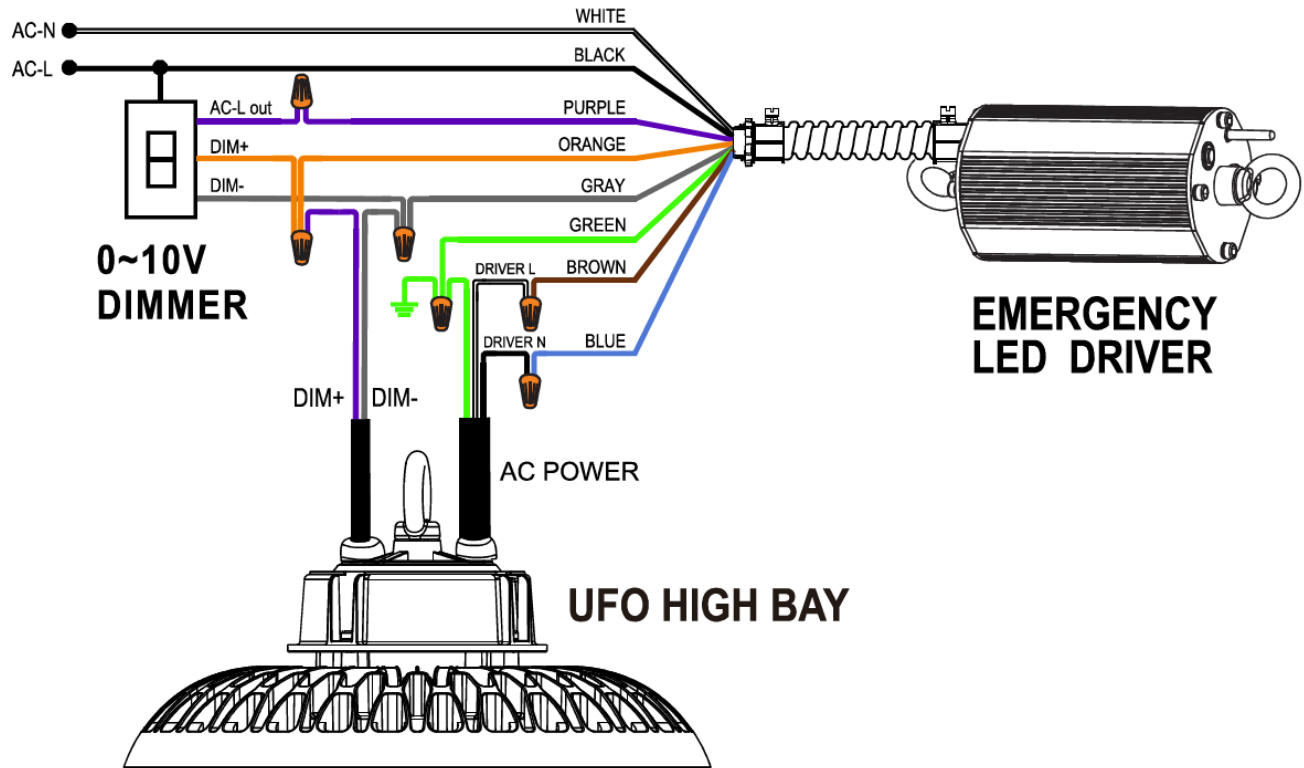
SPECIFICATION	Details
Model	LOC-HBEMDR-25WHV
Emergency Power	25W
Input Voltage	100-347Vac, 50/60Hz
Input Current	200mA max
Input Power Rating	12W max
Output Voltage	170Vdc
Recharge Time	24 hours
Discharge Time	1.5H
Battery	Ni-MH or Li-ion
Ambient Temperature	0°C to 50°C (32°F to 122°F)
Weight	7.3lbs
Warranty	5 years limited

## WIRING DIAGRAM:

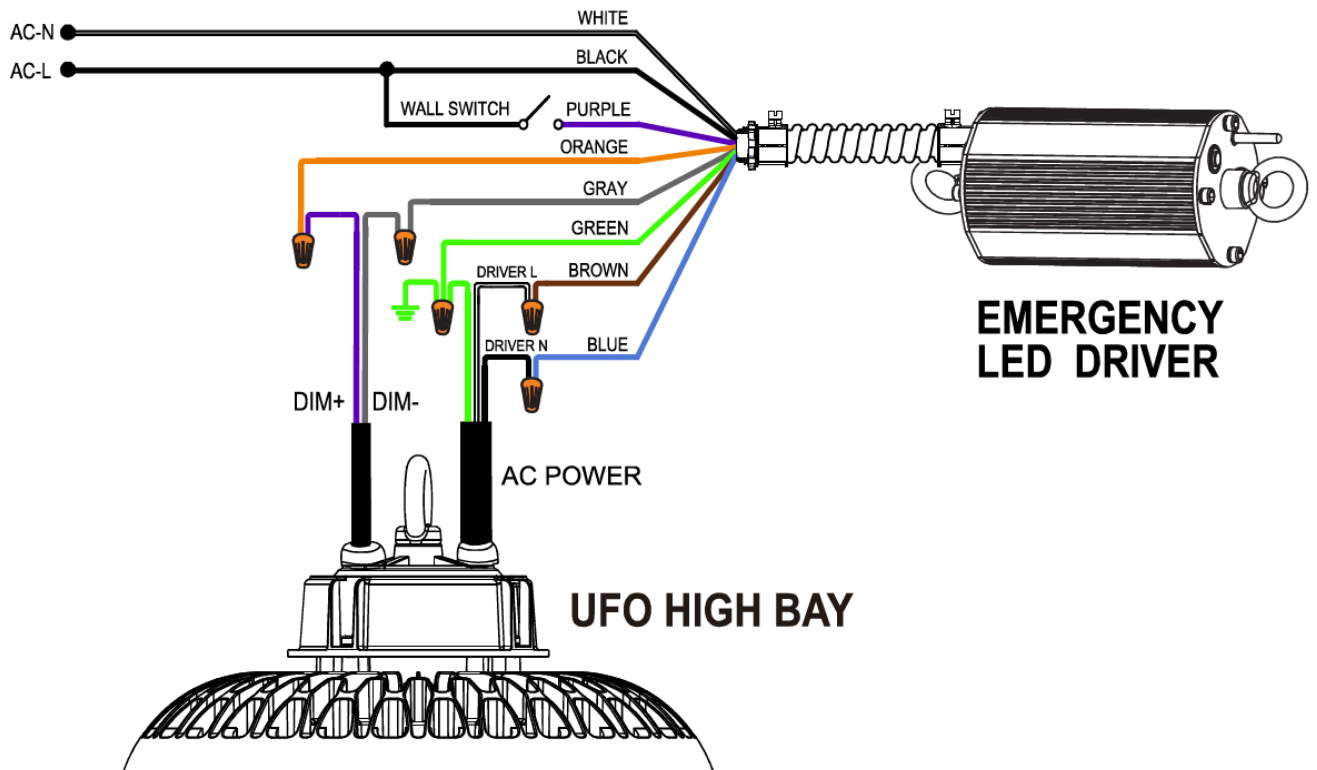
### CAUTION:

- During AC operation, do not touch or remove any wires in case of electric shock.
- During emergency operation, before disconnecting the wires, remember to press the test button again to make the LED lamp and indicator light turn off to avoid electric shock.
- The voltage input to the dimmable wires (DIM+, DIM-) of emergency LED driver must be less than 20Vdc.
- This model works best with LED lamps 150W or less.
- This emergency LED driver only works with LED lamps that have a dimmable function.

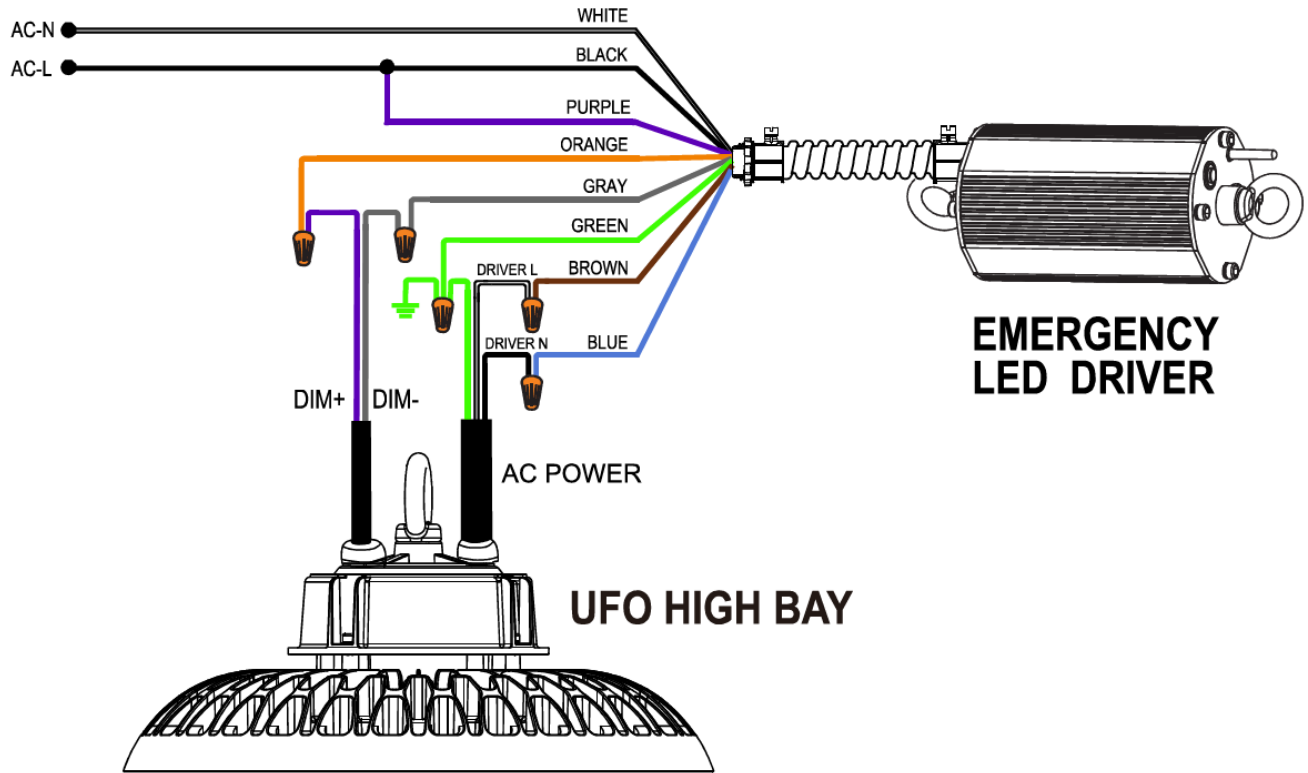
### INSTALL GUIDE WITH DIMMER:



### INSTALL GUIDE WITHOUT DIMMER:



### INSTALL GUIDE WITHOUT SWITCH OR DIMMER:



### INSTALL GUIDE WITH SENSOR:

