

**LED T8 - LINEAR REPLACEMENT LAMP**  
SINGLE-ENDED POWER COATED GLASS  
UL TYPE-B



Intertek



**PRODUCT DESCRIPTION:**

MaxLite LED T8 Linear Replacement Lamps are the ideal energy saving choices when upgrading traditional linear T8 or T12 fluorescent lamps in fixtures containing standard G13 (medium bi-pin) sockets. The LED T8 lamps are designed to provide appropriate light levels while utilizing a dedicated internal driver.

**FEATURES:**

- Wattages:  
-12.5W, 4FT, 1650-1800 lumens, replaces 32W fluorescent T8  
-16.5W, 4FT, 2200-2400 lumens, replaces 32W fluorescent T8
- Color Rendering Index (CRI): ≥80
- Beam angle: 330°
- THD: <20%
- Power factor: ≥ 0.90
- Universal Voltage: 120V-277V applications
- Frequency: 50/60Hz
- Easy retrofit into most common linear fluorescent fixtures
- Simple ballast bypass
- Instant on
- Mercury free and virtually no UV or IR light
- Non dimmable
- Suitable for enclosed fixture
- Suitable for dry and damp locations
- 5 year limited warranty
- Rated Lifetime @ L70: 50,000 Hours

**MODEL SELECTION** (Full list of order codes on pg. 2) Typical order example: L12.5T8SE435-CG

| L             | WATTAGE                            | T8          | SE                     | 4      | COLOR TEMPERATURE, LENS, WARRANTY  |
|---------------|------------------------------------|-------------|------------------------|--------|--|
| FAMILY        | WATTAGE                            | LAMP TYPE   | OPERATION              | LENGTH | COLOR TEMPERATURE, LENS, WARRANTY  |
| L= LED Linear | 12.5= 12.5 watt<br>16.5= 16.5 watt | T8= T8 tube | SE= Single-Ended Power | 4= 4FT | 35-CG= 3500K, Coated Glass, 5Yr warranty<br>40-CG= 4000K, Coated Glass, 5Yr warranty<br>50-CG= 5000K, Coated Glass, 5Yr warranty |

**MODEL SELECTION** (Full list of order codes on pg. 2) Typical order example: L16.5T8SE450-CG10

| L             | WATTAGE                            | T8          | SE                     | 4      | COLOR TEMPERATURE, LENS, WARRANTY  |
|---------------|------------------------------------|-------------|------------------------|--------|--|
| FAMILY        | WATTAGE                            | LAMP TYPE   | OPERATION              | LENGTH | COLOR TEMPERATURE, LENS, WARRANTY  |
| L= LED Linear | 12.5= 12.5 watt<br>16.5= 16.5 watt | T8= T8 tube | SE= Single-Ended Power | 4= 4FT | 40-CG10= 4000K, Coated Glass, 10Yr warranty<br>50-CG10= 5000K, Coated Glass, 10Yr warranty |

**SPECIFICATIONS:**

| SPECIFICATIONS:     |                         | L12.5T8SE4xx-CG                | L16.5T8SE4xx-CG                |
|---------------------|-------------------------|--------------------------------|--------------------------------|
| ITEM                | SPECIFICATION           | DETAILS                        | DETAILS                        |
| GENERAL PERFORMANCE | Power Consumption (W)   | 12.5W                          | 16.5W                          |
|                     | Lumens Delivered (lm)   | 1650-1800                      | 2200-2400                      |
|                     | Efficacy                | ≥144 lm/w                      | ≥133 lm/w                      |
|                     | CRI                     | 82                             |                                |
|                     | Beam Angle              | 330°                           |                                |
|                     | Color Temperature (CCT) | 3500K, 4000K, 5000K            |                                |
|                     | Lumen Maintenance (L70) | 50,000 Hours                   |                                |
| ELECTRICAL          | Power Factor            | ≥ 0.90                         |                                |
|                     | Input Voltage           | 120V-277V, 50/60 Hz            |                                |
| PHYSICAL            | Operating Temperature   | -4°F to 113°F                  |                                |
|                     | Lens                    | Opal (Frosted) - Coated Glass  |                                |
|                     | Weight (lbs)            | 0.50lbs                        |                                |
| CERTIFICATION       | Certification           | DLC Standard, cULus Classified | DLC Standard, cULus Classified |
|                     | Material Usage          | RoHS compliant; no mercury     |                                |
|                     | Environment             | Dry & Damp, Enclosed Fixtures  |                                |
|                     | Warranty                | 5 Years                        |                                |






Lighting layouts and spacing criteria available upon request

**ORDERING:**

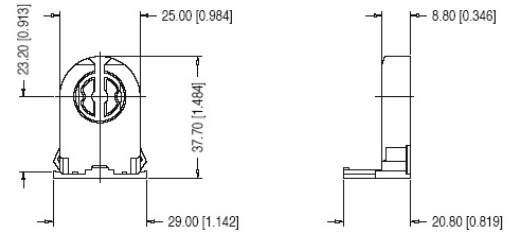
| ORDER CODE                           | MODELS            | WATTAGE | LUMENS (lm) | EFFICACY (lm/W) | CRI | CCT   | CASE QTY |
|--------------------------------------|-------------------|---------|-------------|-----------------|-----|-------|----------|
| <b>4FT T8 MODELS - 5YR WARRANTY</b>  |                   |         |             |                 |     |       |          |
| 14098989                             | L12.5T8SE435-CG   | 12.5W   | 1650        | 132 lm/W        | 82  | 3500K | 25 pcs   |
| 14098990                             | L12.5T8SE440-CG   |         | 1750        | 140 lm/W        |     | 4000K |          |
| 14098991                             | L12.5T8SE450-CG   |         | 1800        | 144 lm/W        |     | 5000K |          |
| 14098994                             | L16.5T8SE435-CG   | 16.5W   | 2200        | 133 lm/W        |     | 3500K | 25 pcs   |
| 14098995                             | L16.5T8SE440-CG   |         | 2300        | 139 lm/W        |     | 4000K |          |
| 14098996                             | L16.5T8SE450-CG   |         | 2400        | 145lm/W         |     | 5000K |          |
| <b>4FT T8 MODELS - 10YR WARRANTY</b> |                   |         |             |                 |     |       |          |
| 14098992                             | L12.5T8SE440-CG10 | 12.5W   | 1750        | 140 lm/W        | 82  | 4000K | 25 pcs   |
| 14098993                             | L12.5T8SE450-CG10 |         | 1800        | 144 lm/W        |     | 5000K |          |
| 14098997                             | L16.5T8SE440-CG10 | 16.5W   | 2300        | 139 lm/W        |     | 4000K |          |
| 14098998                             | L16.5T8SE450-CG10 |         | 2400        | 145lm/W         |     | 5000K |          |

**NOTES:**

1. This device is not intended for use with emergency exits or for emergency lighting
2. Do not use with dimmers

| ACCESSORIES |              |   |   |
|-------------|--------------|---|---|
| ORDER CODE  | MODEL NUMBER | DESCRIPTION   | ACCESSORIES IMAGE   |
| 73978       | G13LPNS      | G13 Low Profile Non-Shunted Lamp Holder                                   |    |
| 1409026     | G13KIT1      | 1-Lamp Wiring Harness for LED T8 Single-End Powered, Ballast Bypass Lamps |    |
| 1409027     | G13KIT2      | 2-Lamp Wiring Harness for LED T8 Single-End Powered, Ballast Bypass Lamps |    |
| 1409028     | G13KIT3      | 3-Lamp Wiring Harness for LED T8 Single-End Powered, Ballast Bypass Lamps |    |
| 1409029     | G13KIT4      | 4-Lamp Wiring Harness for LED T8 Single-End Powered, Ballast Bypass Lamps |  |

**G13LPNS SOCKET LINE DRAWING:**



**G13KITX SOCKET LINE DRAWING:**

