



KT-BLED24PS-XX-UNV-8CSB-VDIM-X

INTERCHANGEABLE BOLLARD HEADS

KT-BLED-6R-UNV-X

BOLLARD BASE

DESCRIPTION

LED Bollards (*heads and bases sold separately*) | Power Select | Color Select | 120-277V Input | Bronze and Black Housings

APPLICATION


For walkways, entrance ways, driveways, and other small-area lighting applications where low mounting lights are desirable



Note: Louvered reflector heads are not eligible for DLC QPL listing.

PRODUCT FEATURES

- Keystone Power Select technology (24/19/14W)
- Keystone Color Select technology (3000/4000/5000K)
- Bollard base, ordered separately, comes with anchor bolts and template
- Corrosion-resistant aluminum exterior
- Integrated infrared photocell
- Optional retrofit plate sold separately. Compatible with legacy 8" and 10" bollard bases
- Available in bronze or black finishes
- UL certified for wet locations; IP65 rated
- IK10 impact rating
- 360° illumination, with optional 180° shield accessory (sold separately)
- 4kV surge protection, 10kV SPD added
- Operating temperature: -40°C/-40°F — 50°C/122°F
- L70 > 100,000 hrs @ 25°C/77°F ambient fixture temperature
- Meets FCC Part 15, Part B, Class A standards for conducted and radiated emissions





INTERCHANGEABLE BOLLARD HEADS BOLLARD BASE

PRODUCT SPECIFICATIONS

CONE REFLECTOR

Catalog Number	Top Shape	Selectable Wattage	Selectable CCT	Lumens	Efficacy	Input Voltage	Dimming	CRI	DLC	Housing Color
KT-BLED24PS-1A-UNV-8CSB-VDIM KT-BLED24PS-1A-UNV-8CSB-VDIM-B	Dome	24W	3000K	3,230	135 lm/W	120-277V	0-10V	> 80	Premium	Bronze or black finishes available
			4000K	3,360	140 lm/W					
			5000K	3,360	140 lm/W					
		19W	3000K	2,600	137 lm/W					
			4000K	2,690	142 lm/W					
			5000K	2,730	144 lm/W					
		14W	3000K	1,900	136 lm/W					
			4000K	1,960	140 lm/W					
			5000K	1,960	140 lm/W					
KT-BLED24PS-1B-UNV-8CSB-VDIM KT-BLED24PS-1B-UNV-8CSB-VDIM-B	Flat	24W	3000K	3,230	135 lm/W	120-277V	0-10V	> 80	Premium	Bronze or black finishes available
			4000K	3,360	140 lm/W					
			5000K	3,360	140 lm/W					
		19W	3000K	2,600	137 lm/W					
			4000K	2,690	142 lm/W					
			5000K	2,730	144 lm/W					
		14W	3000K	1,900	136 lm/W					
			4000K	1,960	140 lm/W					
			5000K	1,960	140 lm/W					

LOUVERED REFLECTOR

Catalog Number	Top Shape	Selectable Wattage	Selectable CCT	Lumens	Efficacy	Input Voltage	Dimming	CRI	DLC	Housing Color
KT-BLED24PS-2A-UNV-8CSB-VDIM KT-BLED24PS-2A-UNV-8CSB-VDIM-B	Dome	24W	3000K	1,750	73 lm/W	120-277V	0-10V	> 80	N/A	Bronze or black finishes available
			4000K	1,800	75 lm/W					
			5000K	1,800	75 lm/W					
		19W	3000K	1,410	74 lm/W					
			4000K	1,440	76 lm/W					
			5000K	1,420	75 lm/W					
		14W	3000K	1,020	73 lm/W					
			4000K	1,040	74 lm/W					
			5000K	1,030	74 lm/W					
KT-BLED24PS-2B-UNV-8CSB-VDIM KT-BLED24PS-2B-UNV-8CSB-VDIM-B	Flat	24W	3000K	1,750	73 lm/W	120-277V	0-10V	> 80	N/A	Bronze or black finishes available
			4000K	1,800	75 lm/W					
			5000K	1,800	75 lm/W					
		19W	3000K	1,410	74 lm/W					
			4000K	1,440	76 lm/W					
			5000K	1,420	75 lm/W					
		14W	3000K	1,020	73 lm/W					
			4000K	1,040	74 lm/W					
			5000K	1,030	74 lm/W					

DECORATIVE

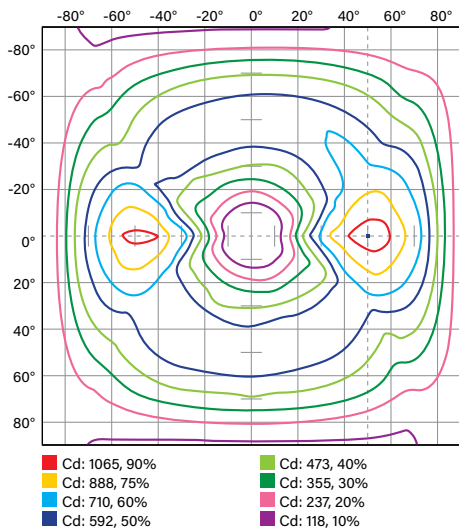
Catalog Number	Top Shape	Selectable Wattage	Selectable CCT	Lumens	Efficacy	Input Voltage	Dimming	CRI	DLC	Housing Color
KT-BLED24PS-3C-UNV-8CSB-VDIM KT-BLED24PS-3C-UNV-8CSB-VDIM-B	Decorative	24W	3000K	2,870	120 lm/W	120-277V	0-10V	> 80	Premium	Bronze or black finishes available
			4000K	2,900	121 lm/W					
			5000K	2,960	123 lm/W					
		19W	3000K	2,300	121 lm/W					
			4000K	2,250	118 lm/W					
			5000K	2,230	117 lm/W					
		14W	3000K	1,610	115 lm/W					
			4000K	1,640	117 lm/W					
			5000K	1,680	120 lm/W					



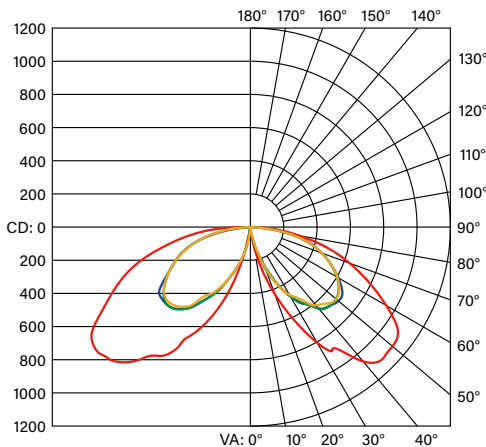
INTERCHANGEABLE BOLLARD HEADS BOLLARD BASE

PHOTOMETRIC SPECIFICATIONS (CONE REFLECTOR)

ISOCANDELA PLOT



POLAR CANDELA DISTRIBUTION



■ : 0° H ■ : 22.5° H
■ : 90° H ■ : 45° H

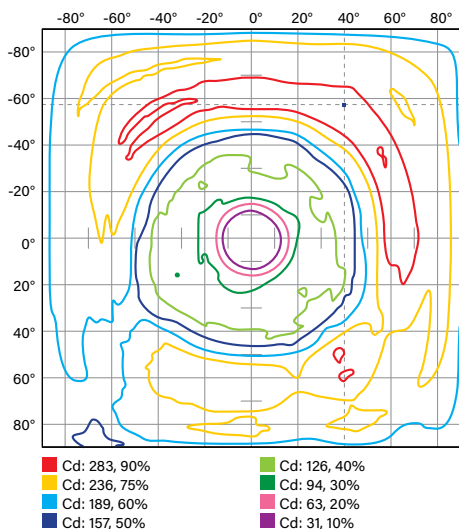
FLUX DISTRIBUTION

Zone	Lumens	% Luminaire
0°-30°	115.5	3.6%
30°-60°	780.6	24.6%
60°-80°	494.2	15.6%
80°-90°	100.7	3.2%
0°-30°	117.2	3.7%
30°-60°	777.9	24.5%
60°-80°	482.3	15.2%
80°-90°	96.6	3.0%
90°-100°	91.2	2.9%
100°-180°	113.1	3.6%
Total	3169.3	99.9%

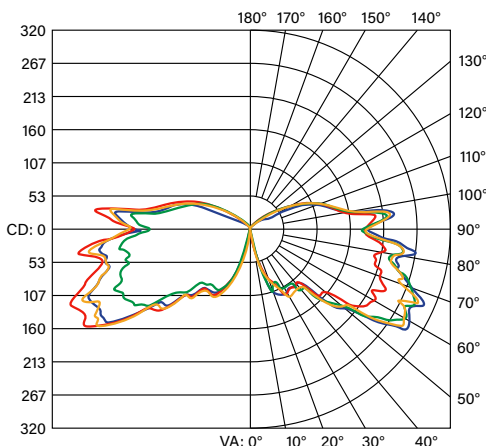
BUG Rating: B1-U3-G2

PHOTOMETRIC SPECIFICATIONS (LOUVERED REFLECTOR)

ISOCANDELA PLOT



POLAR CANDELA DISTRIBUTION



■ : 0° H ■ : 22.5° H
■ : 90° H ■ : 45° H

FLUX DISTRIBUTION

Zone	Lumens	% Luminaire
0°-30°	30.5	2.0%
30°-60°	215.7	12.3%
60°-80°	274.1	15.6%
80°-90°	123.4	7.0%
0°-30°	33.5	1.9%
30°-60°	193.5	11.0%
60°-80°	240.5	13.7%
80°-90°	111.9	6.4%
90°-100°	217.4	12.4%
100°-180°	310.7	17.7%
Total	1755.7	100.0%

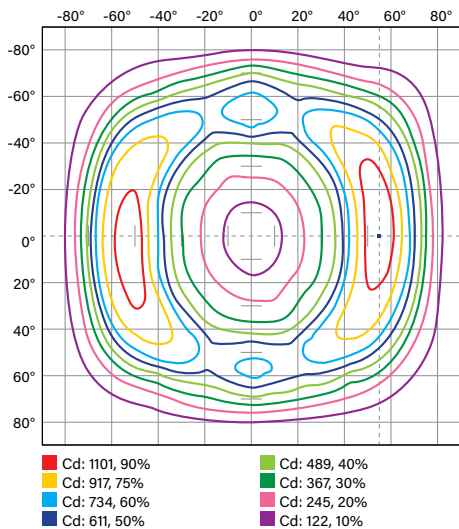
BUG Rating: B1-U3-G2

(Photometric Specifications continued on next page)

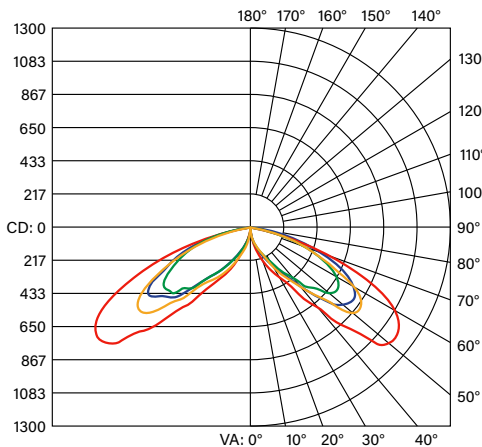
INTERCHANGEABLE BOLLARD HEADS BOLLARD BASE

PHOTOMETRIC SPECIFICATIONS (DECORATIVE HEAD)

ISOCANDELA PLOT



POLAR CANDELA DISTRIBUTION



FLUX DISTRIBUTION

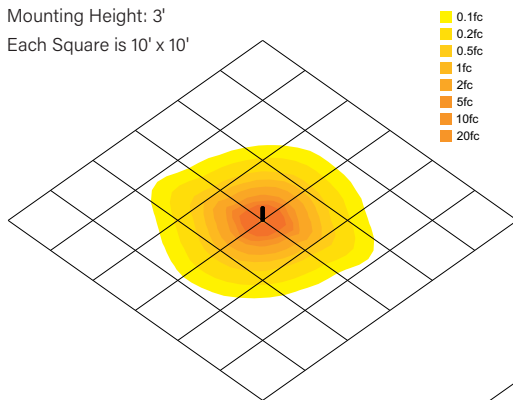
Zone	Lumens	% Luminaire
0°-30°	82.0	2.9%
30°-60°	816.2	28.9%
60°-80°	478.4	17.0%
80°-90°	28.1	1.0%
0°-30°	81.5	2.9%
30°-60°	809.1	28.7%
60°-80°	462.3	16.4%
80°-90°	27.0	1.0%
90°-100°	7.3	0.3%
100°-180°	28.6	1.0%
Total	2820.5	100.0%

BUG Rating: B1-U2-G1

PHOTOMETRIC LAYOUT

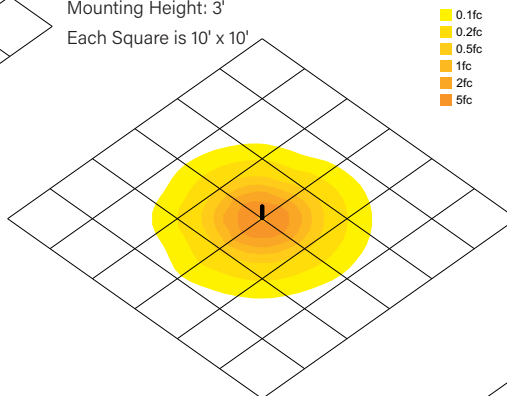
CONE REFLECTOR

Mounting Height: 3'
Each Square is 10' x 10'



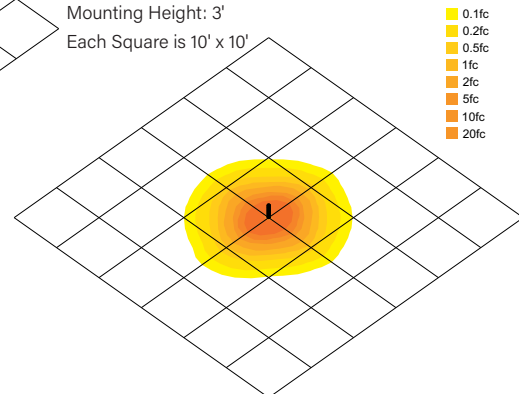
LOUVERED REFLECTOR

Mounting Height: 3'
Each Square is 10' x 10'



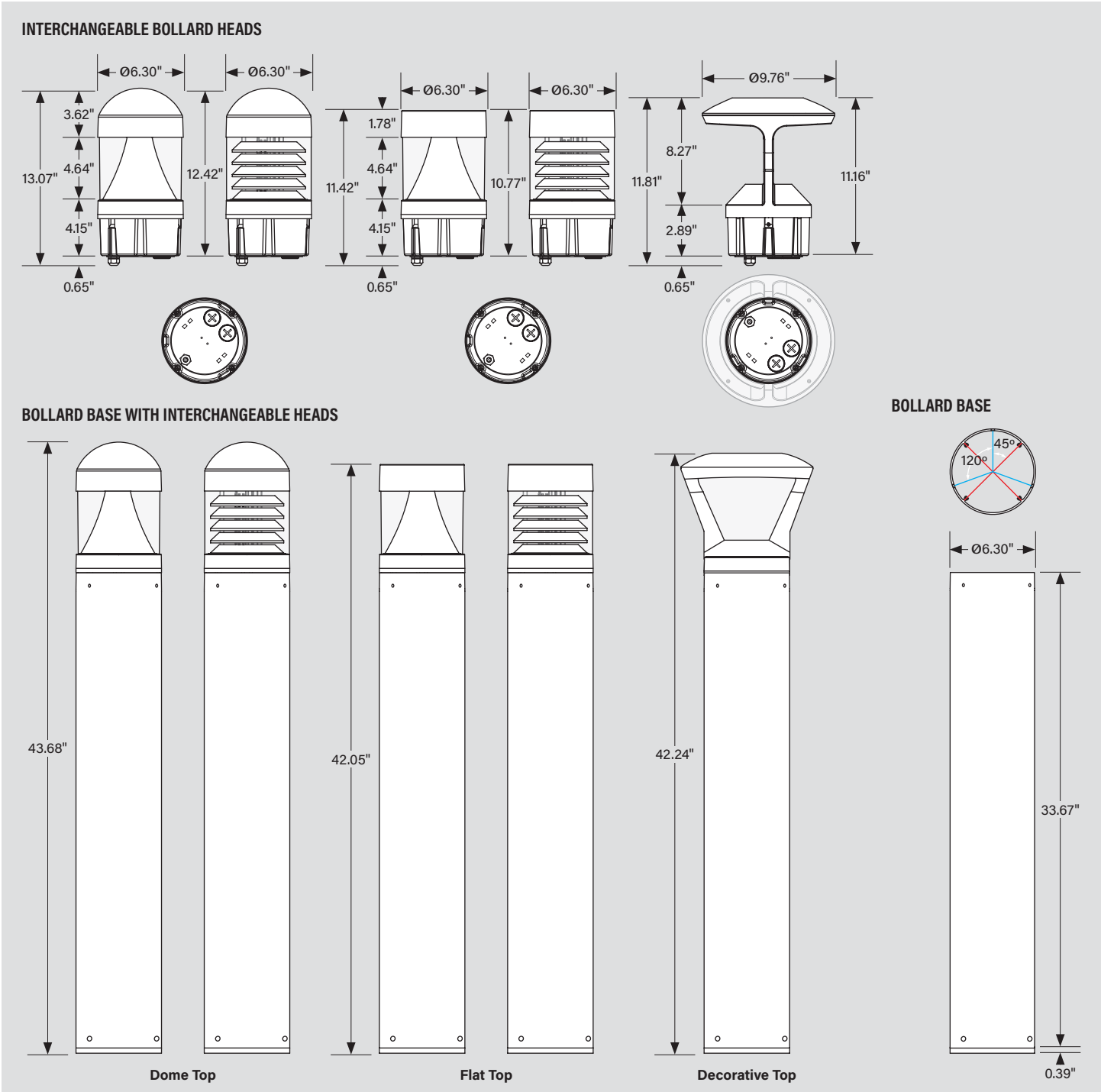
DECORATIVE HEAD

Mounting Height: 3'
Each Square is 10' x 10'



INTERCHANGEABLE BOLLARD HEADS
BOLLARD BASE

PHYSICAL SPECIFICATIONS

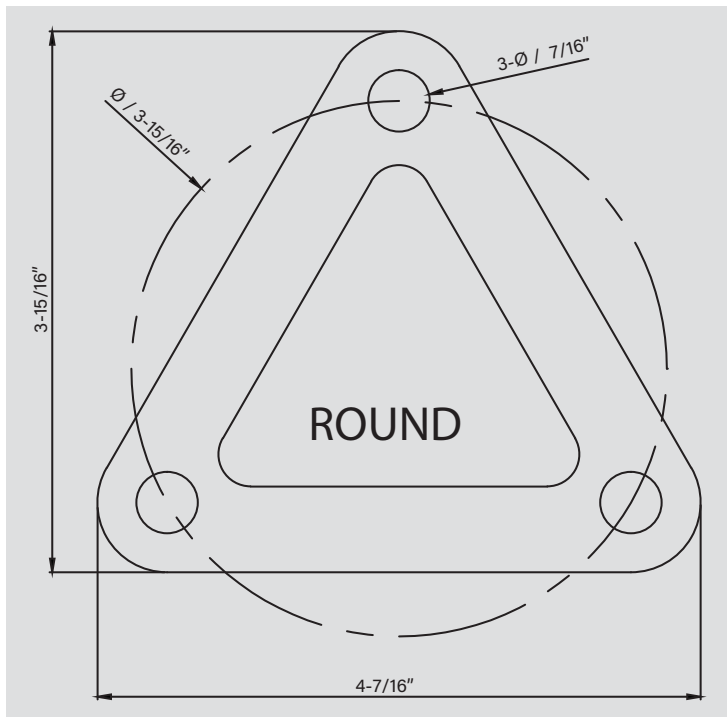


(Photometric Specifications continued on next page)

INTERCHANGEABLE BOLLARD HEADS BOLLARD BASE

PHYSICAL SPECIFICATIONS (continued)

ANCHOR BOLT TEMPLATE

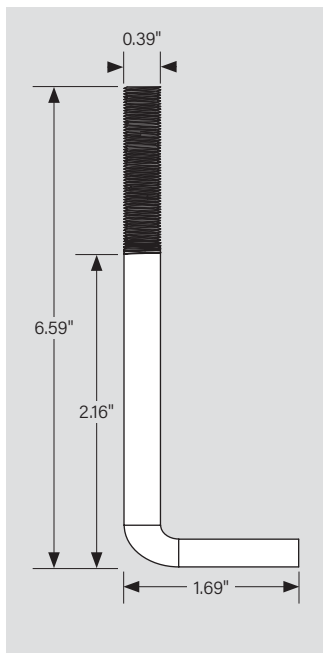


SELECTABLE DIP SWITCHES

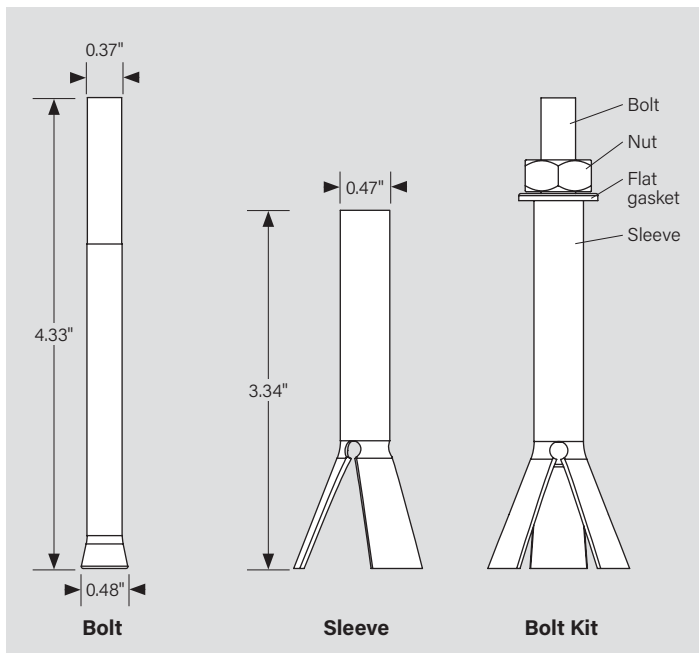


Note: Factory preset to 24W and 5000K / Photocell: ON

ANCHOR BOLT








SLEEVE BOLT








**INTERCHANGEABLE BOLLARD HEADS
BOLLARD BASE**

ACCESSORIES

 Cone reflector Dome top KT-BLED24PS-1A-UNV-8CSB-VDIM	 Cone reflector Flat top KT-BLED24PS-1B-UNV-8CSB-VDIM	 Louvered reflector Dome top KT-BLED24PS-2A-UNV-8CSB-VDIM	 Louvered reflector Flat top KT-BLED24PS-2B-UNV-8CSB-VDIM	 Decorative KT-BLED24PS-3C-UNV-8CSB-VDIM
---	---	---	---	---




 KT-BLED-6R-UNV-KIT

				
---	---	---	---	---


(Accessories continued on next page)

INTERCHANGEABLE BOLLARD HEADS BOLLARD BASE


ACCESSORIES (continued)




Cone reflector
Dome top
KT-BLED24PS-1A-UNV-
8CSB-VDIM-B



Cone reflector
Flat top
KT-BLED24PS-1B-UNV-
8CSB-VDIM-B



Louvered reflector
Dome top
KT-BLED24PS-2A-UNV-
8CSB-VDIM-B




Louvered reflector
Flat top
KT-BLED24PS-2B-UNV-
8CSB-VDIM-B



Decorative
KT-BLED24PS-3C-UNV-
8CSB-VDIM-B



KT-BLED-6R-UNV-KIT-B







(Accessories continued on next page)

INTERCHANGEABLE BOLLARD HEADS
BOLLARD BASE

ACCESSORIES (continued)

MOUNTS AND BRACKETS

Field-Installable / Field-Use ONLY (purchased separately)

CATALOG NUMBER	DESCRIPTION	UPC	EASY CODE
KT-ABOLT-6R-KIT	Anchor bolt kit Includes (3) bolts, hardware, and template Used with KT-BLED-6R-UNV-KIT(-B) bollard base For replacements and advance shipments only	843654162898	SSZ-33
KT-SBOLT-6R-KIT	Sleeve bolt kit Includes (3) bolts, hardware, and template Used with KT-BLED-6R-UNV-KIT(-B) bollard base in dry concrete	843654162904	MHQ-54
KT-BLED-PLATE-KIT	Retrofit plate Includes adaptor and cover Bronze Used with legacy 8" and 10" bollards	843654162911	DGW-15
KT-BLED-PLATE-KIT-B	Retrofit plate Includes adaptor and cover Black Used with legacy 8" and 10" bollards	843654162928	GVP-48
KT-BLED-SHIELD-180-KIT	180° shield Bronze Used on KT-BLED24PS cone and louvered reflector bollard heads	843654162935	SPE-47
KT-BLED-SHIELD-180-KIT-B	180° shield Black Used on KT-BLED24PS cone and louvered reflector bollard heads	843654162942	EHI-07



*Set of anchor bolts and template included with order of KT-BLED-6R-UNV-KIT(-B)

(Accessories continued on next page)



INTERCHANGEABLE BOLLARD HEADS BOLLARD BASE

FIXTURE ORDERING INFORMATION

BASE (BRONZE HOUSING)

CATALOG NUMBER	UPC	EASY CODE
KT-BLED-6R-UNV-KIT	843654162874	SXW-68

BASE (BLACK HOUSING)

CATALOG NUMBER	UPC	EASY CODE
KT-BLED-6R-UNV-KIT-B	843654162881	PZU-88

INTERCHANGEABLE HEADS (BRONZE HOUSING)

CATALOG NUMBER	UPC	EASY CODE
KT-BLED24PS-1A-UNV-8CSB-VDIM	843654162768	UJC-90
KT-BLED24PS-1B-UNV-8CSB-VDIM	843654162782	HPH-65
KT-BLED24PS-2A-UNV-8CSB-VDIM	843654162805	YVH-45
KT-BLED24PS-2B-UNV-8CSB-VDIM	843654162829	JXE-74
KT-BLED24PS-3C-UNV-8CSB-VDIM	843654162843	WJO-14

INTERCHANGEABLE HEADS (BLACK HOUSING)

CATALOG NUMBER	UPC	EASY CODE
KT-BLED24PS-1A-UNV-8CSB-VDIM-B	843654162775	XBH-52
KT-BLED24PS-1B-UNV-8CSB-VDIM-B	843654162799	CPD-19
KT-BLED24PS-2A-UNV-8CSB-VDIM-B	843654162812	IQY-59
KT-BLED24PS-2B-UNV-8CSB-VDIM-B	843654162836	XGI-57
KT-BLED24PS-3C-UNV-8CSB-VDIM-B	843654162867	SLP-40

Note: You must order (1) head per (1) base

CATALOG NUMBER BREAKDOWN

BASE

KT-BLED-6R-UNV-KIT-X

1 2 3 4 5 6 7

1 Keystone Technologies

2 Fixture Type

2 Fixture Type

B Bollard

7 Housing Color

Bronze

3 LED Technology

4 Size / Shape

4 Size / Shape

6R 6" Round

B Black

5 Universal Mounting

6 Retrofit Kit

7 Housing Color

INTERCHANGEABLE HEADS

KT-BLED24PS-XX-UNV-8CSB-VDIM-X

1 2 3 4 5 6 7 8 9 10 11 12 13

1 Keystone Technologies

2 Fixture Type

2 Fixture Type

B Bollard

11 Color Select Designation

B 3000/4000/5000K

3 LED Technology

4 Max Wattage

5 Power Select

6 Reflector Shape

6 Reflector Shape

1 Cone

2 Louvered

3 Decorative

12 Dimming

VDIM 0-10V

7 Top Shape

8 Universal Mounting

9 80 CRI

13 Housing Color

Bronze

B Black

10 Color Select

11 Color Select Designation

12 Dimming

13 Housing Color

7 Top Shape

A Dome

B Flat

C Decorative