

FHBSR

Project:	
Type:	
Catalog #:	

STANDARDS



HOUSING

- Premium powder-coat, die cast aluminum, white housing.

ELECTRICAL

- Operating temperature (ambient):
 - 40°C to 55°C (-40°F to 131°F) for FHBSR-181512L and FHBSR241815L.
 - 40°C to 50°C (-40°F to 122°F) for FHBSR-363024L and FHBSR604836L.
- Universal 120-277V AC voltage (50-60Hz) is standard.
- 347-480V achieved with step-down transformer.
- 0-10VDC dimming drivers are standard.
- Emergency driver option available.
- Input transient surge protection = 6kV.
- PF > 0.9 ; THD < 20%.

OPTICAL SYSTEM

- Polycarbonate prismatic lens.
- Field selectable 4000k (neutral white) and 5000k (cool white) color temperatures*.
- Tri-lumen selectable delivers 12,000 to 60,000 nominal lumens (see lumen tables on page 3)**.
- Screw in sensor ready. Sensor and remote control sold separately.
- Remote control required to change factory sensor settings (see default settings on page 2).
- Long-life LEDs provide 135,000 hours of operation with at least 70% of initial lumen output (L70), and 41,000 hours with at least 90% of initial lumen output (L90)***.
- LED color maintenance < 0.003 chromaticity shift ($\Delta u'v'$) over the initial 6,000 hours of operation.
- Color rendering index > 80%

* Default kelvin temperature = 4000k.

** Default power setting = highest lumen output.

***L70 & L90 hours are IES TM-21-11 calculated hours.



MOUNTING

- Chain-mount kits (includes v-hooks , 1-meter long chain) are standard.
- Optional surface mounting kit provides attachment to solid surfaces*.
- Optional pendant mounting kit provides pendant attachment to 1/2" rigid conduit*.
- Optional cable mount kit provides luminaire suspension.

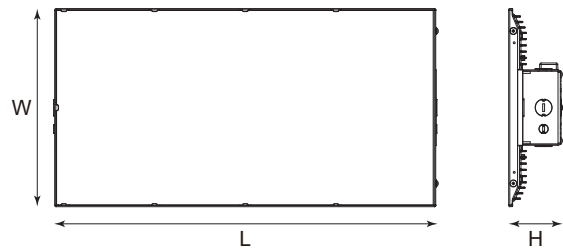
* Surface mount kit and Pendant mount kit are not compatible with the UNC StepDown Transformer option, nor the on-board, factory installed EM driver options.

CODE COMPLIANCE

- cULus listed for damp locations.
- DLC premium listed.
- Complies with FCC part 15, class A.

WARRANTY

- 5 year warranty on all electronics and housing.



Model #	L (in)	W (in)	H (in)	Weight (lbs)
FHBSR-181512L-4K5K	13.00	9.50	2.20	3.7
FHBSR-241815L-4K5K	14.20	10.25	2.40	4.5
FHBSR-363024L-4K5K	19.70	10.25	2.60	6.5
FHBSR-604836L-4K5K	30.70	11.00	2.60	9.25

ORDERING INFORMATION

Example: FHBSR-181512L-4K5K-EM25

Series	Nominal Lumen Output (Selectable)		Kelvin Selectable	Input Voltage	Emergency Driver
FHBSR	181512L	18,000 / 15,000 / 12,000	4K5K	UNC* 347-480V Blank 120-277V	EM10 10W emergency driver EM13 13W emergency driver EM25 25W emergency driver Blank No emergency driver
	241815L	24,000 / 18,000 / 15,000			
	363024L	36,000 / 30,000 / 24,000			
	604836L	60,000 / 48,000 / 36,000			

* UNC option no compatible with EM

ACCESSORIES (ORDER SEPARATELY)

Sensor:

- HD07VR-PH-1-90 = Passive infrared sensor with 90° elbow adapter- maximum mounting height = 39FT, factory settings: detection area =100%, hold time = 5 sec, stand-by period = 0 sec, stand-by dimming level = 10%, daylight threshold = disabled
- HD07VR-MH-B-1-90 = Microwave step-dimming sensor with 90° elbow adapter - maximum mounting height = 49FT, factory settings: detection area =100%, hold time = 5 sec, stand-by period = 0 sec, stand-by dimming level = 10%, daylight threshold = disabled
- HD05R = Remote control for HD07VR-PH-1-90 & HD07VR-MH-B-1-90 (required to change factory settings)

Wire Guard:

- FHBSR-WG-181512L = WIRE GUARD FOR FHBSR-WG-181512L
- FHBSR-WG-241815L = WIRE GUARD FOR FHBSR-WG-241815L
- FHBSR-WG-363024L = WIRE GUARD FOR FHBSR-WG-363024L
- FHBSR-WG-604836L = WIRE GUARD FOR FHBSR-WG-604836L

Mounting Option:

- FHBSR-SMK = SURFACE MOUNT KIT FOR FHBSR- ALL MODELS*
- FHBSR-PMK = PENDANT MOUNT KIT FOR FHBSR- ALL MODELS*
- CMK-3 = CABLE MOUNT KIT 3 METER- ALL MODELS
- CMK-5 = CABLE MOUNT KIT 5 METER- ALL MODELS

* SMK and PMK not compatible with UNC and EM drivers.

Remote Mount EM Drivers:

- BLEM-CP-10C = EMERGENCY DRIVER - EM10
- BLEM-CP-13C = EMERGENCY DRIVER - EM13

LUMEN TABLES

Series	Measurements	Low Lumens		Mid Lumens		High Lumens	
		4000k	5000k	4000k	5000k	4000k	5000k
FHBSR-181512L-4K5K	Lumens	12,454	12,245	15,387	14,987	18,260	17,662
	Watt	81.57	82.68	103.79	105.72	127.33	130.36
	Efficacy	153	148	148	142	143	135

Series	Measurements	Low Lumens		Mid Lumens		High Lumens	
		4000k	5000k	4000k	5000k	4000k	5000k
FHBSR-241815L-4K5K	Lumens	15,480	15,446	18,164	17,944	23,772	23,381
	Watt	97.50	98.69	116.37	117.96	158.16	161.41
	Efficacy	159	157	156	152	150	145

Series	Measurements	Low Lumens		Mid Lumens		High Lumens	
		4000k	5000k	4000k	5000k	4000k	5000k
FHBSR-363024L-4K5K	Lumens	24,204	24,004	29,825	29,339	35,415	34,727
	Watt	151.23	154.24	192.09	196.72	235.36	242.20
	Efficacy	160	156	155	149	150	143

Series	Measurements	Low Lumens		Mid Lumens		High Lumens	
		4000k	5000k	4000k	5000k	4000k	5000k
FHBSR-604836L-4K5K	Lumens	36,167	36,380	47,698	47,582	59,177	58,715
	Watt	224.7	228.0	305.1	309.5	389.6	397.7
	Efficacy	161	160	156	154	152	148

ELECTRICAL DATA

Series	CCT	Input Amps (A)								
		Low Lumens			Mid Lumens			High Lumens		
		120V	240V	277V	120V	240V	277V	120V	240V	277V
FHBSR-181512L-4K5K	4000k	0.68	0.34	0.29	0.86	0.43	0.37	1.06	0.53	0.46
	5000k	0.69	0.34	0.30	0.88	0.44	0.38	1.09	0.54	0.47

Series	CCT	Input Amps (A)								
		Low Lumens			Mid Lumens			High Lumens		
		120V	240V	277V	120V	240V	277V	120V	240V	277V
FHBSR-241815L-4K5K	4000k	0.81	0.41	0.35	0.97	0.48	0.42	1.32	0.66	0.57
	5000k	0.82	0.41	0.36	0.98	0.49	0.43	1.35	0.67	0.58

Series	CCT	Input Amps (A)								
		Low Lumens			Mid Lumens			High Lumens		
		120V	240V	277V	120V	240V	277V	120V	240V	277V
FHBSR-363024L-4K5K	4000k	1.26	0.63	0.55	1.60	0.80	0.69	1.96	0.98	0.85
	5000k	1.29	0.64	0.56	1.64	0.82	0.71	2.02	1.01	0.87

Series	CCT	Input Amps (A)								
		Low Lumens			Mid Lumens			High Lumens		
		120V	240V	277V	120V	240V	277V	120V	240V	277V
FHBSR-604836L-4K5K	4000k	1.87	0.94	0.81	2.54	1.27	1.10	3.25	1.62	1.41
	5000k	1.90	0.95	0.82	2.58	1.29	1.12	3.31	1.66	1.44

PHOTOMETRICS

FHBSR-181512L-4K5K

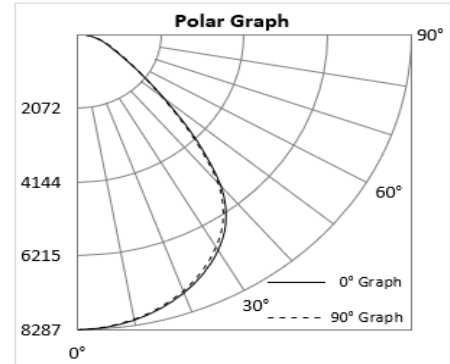
Luminaire Data

Description	Full Body High Bay Lumen/Kelvin Selectable
Total Lumens	17,662
Input Wattage	130
Efficacy (lm/W)	135
Spacing Criterion (0-180°)	1.26
Spacing Criterion (90-270°)	1.24

Photometrics calculated at
5000k-high lumens setting

Zonal Lumen Summary

Zone	Lumens	%Fixt
0-20°	3,042	17.2%
0-30°	6,475	36.7%
0-40°	10,520	59.6%
20-50°	10,813	61.2%
40-70°	6,271	35.5%
0-60°	15,726	89.0%
0-80°	17,425	98.7%
0-90°	17,638	99.9%
90-180°	24	0.1%
0-180°	17,662	100.0%



FHBSR-241815L-4K5K

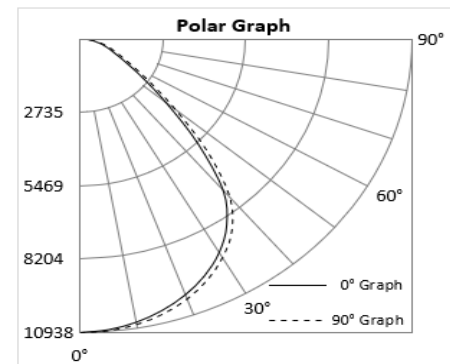
Luminaire Data

Description	Full Body High Bay Lumen/Kelvin Selectable
Total Lumens	23,381
Input Wattage	161
Efficacy (lm/W)	145
Spacing Criterion (0-180°)	1.26
Spacing Criterion (90-270°)	1.28

Photometrics calculated at
5000k-high lumens setting

Zonal Lumen Summary

Zone	Lumens	%Fixt
0-20°	4,016	17.2%
0-30°	8,550	36.6%
0-40°	13,901	59.5%
20-50°	14,322	61.3%
40-70°	8,341	35.7%
0-60°	20,833	89.1%
0-80°	23,074	98.7%
0-90°	23,350	99.9%
90-180°	31	0.1%
0-180°	23,381	100.0%



FHBSR-363024L-4K5K

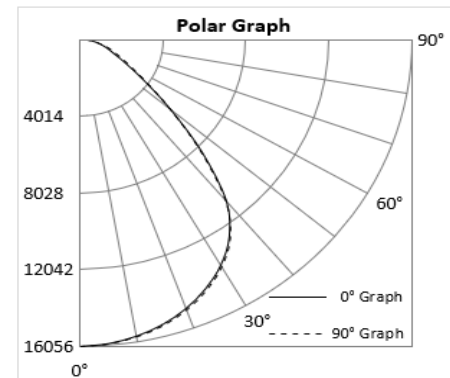
Luminaire Data

Description	Full Body High Bay Lumen/Kelvin Selectable
Total Lumens	34,727
Input Wattage	242
Efficacy (lm/W)	143
Spacing Criterion (0-180°)	1.26
Spacing Criterion (90-270°)	1.28

Photometrics calculated at
5000k-high lumens setting

Zonal Lumen Summary

Zone	Lumens	%Fixt
0-20°	5,902	17.0%
0-30°	12,592	36.3%
0-40°	20,536	59.1%
20-50°	21,267	61.2%
40-70°	12,472	35.9%
0-60°	30,906	89.0%
0-80°	34,256	98.6%
0-90°	34,682	99.9%
90-180°	45	0.1%
0-180°	34,727	100.0%



FHBSR-604836L-4K5K

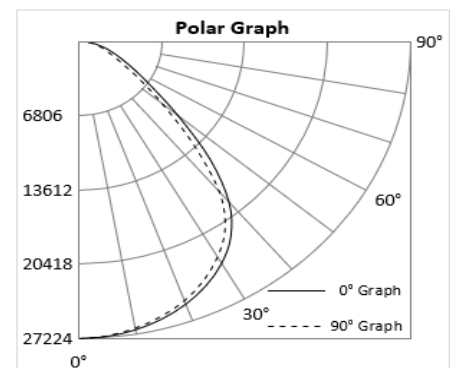
Luminaire Data

Description	Full Body High Bay Lumen/Kelvin Selectable
Total Lumens	58,715
Input Wattage	398
Efficacy (lm/W)	148
Spacing Criterion (0-180°)	1.28
Spacing Criterion (90-270°)	1.26

Photometrics calculated at
5000k-high lumens setting

Zonal Lumen Summary

Zone	Lumens	%Fixt
0-20°	9,998	17.0%
0-30°	21,317	36.3%
0-40°	34,727	59.1%
20-50°	35,995	61.3%
40-70°	21,199	36.1%
0-60°	52,364	89.2%
0-80°	58,000	98.8%
0-90°	58,644	99.9%
90-180°	71	0.1%
0-180°	58,715	100.0%



COMPATIBLE EMERGENCY DRIVERS-INSTALLED

Emergency Driver Part Number	EM10		EM13		EM25	
	Watts	EM Lumens	Watts	EM Lumens	Watts	EM Lumens
FHBSR-181512L-4K5K	10	1400	13	1820	25	3500
FHBSR-241815L-4K5K	10	1500	13	1950	25	3750
FHBSR-363024L-4K5K	10	1400	13	1820	25	3500
FHBSR-604836L-4K5K	10	1500	13	1950	25	3750

COMPATIBLE DIMMERS AND CONTROLS

Manufacturer	Model Number	Dimmer Range	Load Switching Capacity
LLWINC	DWS-010V-T	10%-100%	600W
LLWINC	DWS-010V-D	10%-100%	600W
Leviton	IP710-LFZ	10%-100%	1200W
Lutron		10%-100%	450W

PLUGS AND CORDS

Part number suffix	Description	For use with
6C3	6' cord - 3 conductor (black/white/green)	Standard & UNC
6C4	6' cord - 4 conductor (black/white/green/red)	EM driver
6C5	6' cord - 5 conductor (black/white/green/purple/pink)	Dimming (standard & UNC)
6C6	6' cord - 6 conductor (black/white/green/red/purple/pink)	Dimming & EM driver
10C3	10' cord - 3 conductor (black/white/green)	Standard & UNC
10C4	10' cord - 4 conductor (black/white/green/red)	EM driver
10C5	10' cord - 5 conductor (black/white/green/purple/pink)	Dimming (standard & UNC)
10C6	10' cord - 6 conductor (black/white/green/red/purple/pink)	Dimming & EM driver
15C3	15' cord - 3 conductor (black/white/green)	Standard & UNC
15C4	15' cord - 4 conductor (black/white/green/red)	EM driver
15C5	15' cord - 5 conductor (black/white/green/purple/pink)	Dimming (standard & UNC)
15C6	15' cord - 6 conductor (black/white/green/red/purple/pink)	Dimming & EM driver
6W3	6' whip - 3 conductor (black/white/green)	Standard & UNC
6W4	6' whip - 4 conductor (black/white/green/red)	EM driver
6W5	6' whip - 5 conductor (black/white/green/purple/pink)	Dimming (standard & UNC)
6W6	6' whip - 6 conductor (black/white/green/red/purple/pink)	Dimming & EM driver

PLUGS AND CORDS

Part number suffix	Description	For use with
6P515	6' cord - 3 conductor (black/white/green) - NEMA 5-15 plug (120V/15A)	Standard luminaire
6P615	6' cord - 3 conductor (black/white/green) - NEMA 6-15 plug (240V/15A)	Standard luminaire
6P715	6' cord - 3 conductor (black/white/green) - NEMA 7-15 plug (277V/15A)	Standard luminaire
6P520	6' cord - 3 conductor (black/white/green) - NEMA 5-20 plug (120V/20A)	Standard luminaire
6P620	6' cord - 3 conductor (black/white/green) - NEMA 6-20 plug (277V/20A)	Standard luminaire
6P515L	6' cord - 3 conductor (black/white/green) - NEMA L5-15 plug (120V/15A locking)	Standard luminaire
6P615L	6' cord - 3 conductor (black/white/green) - NEMA L6-15 plug (240V/15A locking)	Standard luminaire
6P715L	6' cord - 3 conductor (black/white/green) - NEMA L7-15 plug (277V/15A locking)	Standard luminaire
6P520L	6' cord - 3 conductor (black/white/green) - NEMA L5-20 plug (120V/20A locking)	Standard luminaire
6P620L	6' cord - 3 conductor (black/white/green) - NEMA L6-20 plug (240V/20A locking)	Standard luminaire
6P720L	6' cord - 3 conductor (black/white/green) - NEMA L7-20 plug (277V/20A locking)	Standard luminaire
6P2420L	6' cord - 3 conductor (black/white/green) - NEMA L24-20 plug (347V/20A locking)	UNC luminaire
6P820L	6' cord - 3 conductor (black/white/green) - NEMA L8-20 plug (480V/20A locking)	UNC luminaire
10P515	10' cord - 3 conductor (black/white/green) - NEMA 5-15 plug (120V/15A)	Standard luminaire
10P615	10' cord - 3 conductor (black/white/green) - NEMA 6-15 plug (240V/15A)	Standard luminaire
10P715	10' cord - 3 conductor (black/white/green) - NEMA 7-15 plug (277V/15A)	Standard luminaire
10P520	10' cord - 3 conductor (black/white/green) - NEMA 5-20 plug (120V/20A)	Standard luminaire
10P620	10' cord - 3 conductor (black/white/green) - NEMA 6-20 plug (277V/20A)	Standard luminaire
10P515L	10' cord - 3 conductor (black/white/green) - NEMA L5-15 plug (120V/15A locking)	Standard luminaire
10P615L	10' cord - 3 conductor (black/white/green) - NEMA L6-15 plug (240V/15A locking)	Standard luminaire
10P715L	10' cord - 3 conductor (black/white/green) - NEMA L7-15 plug (277V/15A locking)	Standard luminaire
10P520L	10' cord - 3 conductor (black/white/green) - NEMA L5-20 plug (120V/20A locking)	Standard luminaire
10P620L	10' cord - 3 conductor (black/white/green) - NEMA L6-20 plug (240V/20A locking)	Standard luminaire
10P720L	10' cord - 3 conductor (black/white/green) - NEMA L7-20 plug (277V/20A locking)	Standard luminaire
10P2420L	10' cord - 3 conductor (black/white/green) - NEMA L24-20 plug (347V/20A locking)	UNC luminaire
10P820L	10' cord - 3 conductor (black/white/green) - NEMA L8-20 plug (480V/20A locking)	UNC luminaire
15P515	15' cord - 3 conductor (black/white/green) - NEMA 5-15 plug (120V/15A)	Standard luminaire
15P615	15' cord - 3 conductor (black/white/green) - NEMA 6-15 plug (240V/15A)	Standard luminaire
15P715	15' cord - 3 conductor (black/white/green) - NEMA 7-15 plug (277V/15A)	Standard luminaire
15P520	15' cord - 3 conductor (black/white/green) - NEMA 5-20 plug (120V/20A)	Standard luminaire
15P620	15' cord - 3 conductor (black/white/green) - NEMA 6-20 plug (277V/20A)	Standard luminaire
15P515L	15' cord - 3 conductor (black/white/green) - NEMA L5-15 plug (120V/15A locking)	Standard luminaire
15P615L	15' cord - 3 conductor (black/white/green) - NEMA L6-15 plug (240V/15A locking)	Standard luminaire
15P715L	15' cord - 3 conductor (black/white/green) - NEMA L7-15 plug (277V/15A locking)	Standard luminaire
15P520L	15' cord - 3 conductor (black/white/green) - NEMA L5-20 plug (120V/20A locking)	Standard luminaire
15P620L	15' cord - 3 conductor (black/white/green) - NEMA L6-20 plug (240V/20A locking)	Standard luminaire
15P720L	15' cord - 3 conductor (black/white/green) - NEMA L7-20 plug (277V/20A locking)	Standard luminaire
15P2420L	15' cord - 3 conductor (black/white/green) - NEMA L24-20 plug (347V/20A locking)	UNC luminaire
15P820L	15' cord - 3 conductor (black/white/green) - NEMA L8-20 plug (480V/20A locking)	UNC luminaire