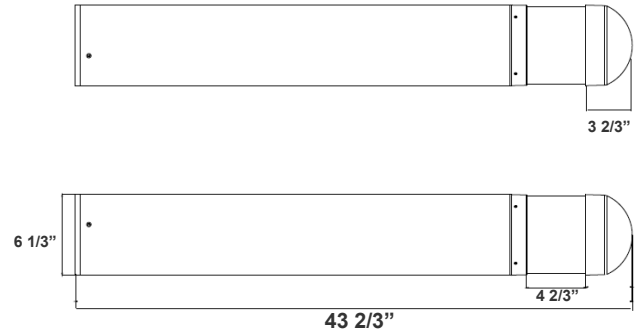


BOL SERIES Outdoor Lighting

BOL-44-R-C-C-MCTP-BR
44" Round Bollard



Customer Name: _____
Project Name: _____
Note: _____ | Type: _____



43 2/3"(W) x 6 1/3"(H)

Bollards are designed for walkways, entrance ways, drives and other small-area lighting applications where low mounting heights are desirable

Features

- Corrosion Resistant Aluminum for Exterior
- Samsung 2835 LED Chips
- Wattage & CCT Selectable Switches inside fixture
- 7-Year Warranty

Technical Specifications

Electrical:

- Voltage: 120-277VAC
- Wattage: 12W-16W-22W
- Power Factor: >0.9
- Efficacy: 68 LPW

Lighting:

- Wattage & CCT Selectable Switches inside fixture
- Lumens: 1540LM Max.
- Color Temperatures: 3000K/4000K/5000K
- Color Rendering Index: CRI ≥ 70
- Beam Angle : 360°
- Lifespan: 70000 Hours

Mechanical:

- Dome Top with Cone Reflector & Clear Lens
- Corrosion Resistant Aluminum for Exterior
- Mounting Accessories & Anchor Bolts Included (7-1/2" long)
- Operating Temperature: -40°F to 113°F
- 7 Years Warranty
- IP Rating: IP65, Wet Locations

Applications:

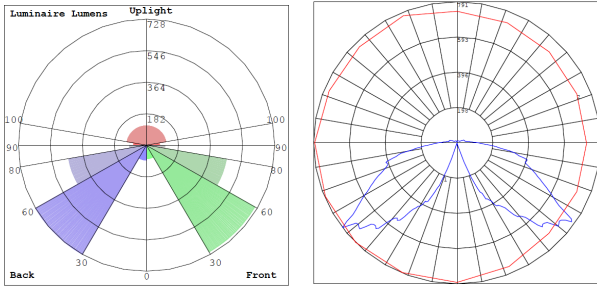
- Bollards are designed for walkways, entrance ways, drives and other small-area lighting applications where low mounting heights are desirable

Other Models:

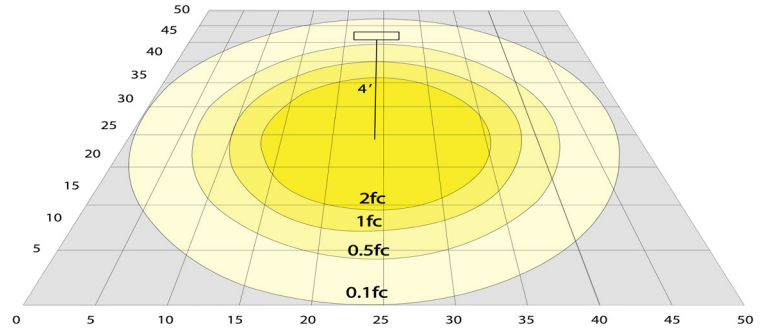
- 22W | 1500LM | BOL-44-R-C-C-MCTP-BK



Photometrics: BOL-44-R-C-C-MCTP-BR



BUD Rating: B1-U3-G2



Area 50'x 50' Mounting Height: 4'


Other Views:



Lens View



Bottom View



Mounting accessories Included

Performance Table: BOL-44-R-C-C-MCTP-BR

MODEL NO.	Wattage	Voltage	Lumens	Color Temp.	BUG Rating	LPW
BOL-44-R-C-C-MCTP-BR	12W	120~277V	780LM	3000K 4000K 5000K	B1-U3-G2	130
			860LM			
			840LM			
	16W		1040LM			
			1150LM			
			1120LM			
	22W		1450LM			
			1540LM			
			1520LM			

Sample Ordering

Model Height Top Shape Reflector Lens Type Watt/Color Temp. Housing

BOL - 44 - R - C - C - MCTP - BR

Example:

1. BOL-44-R-C-C-MCTP-BR

(FOR BOL 22W MCTP FIXTURE 120-277V)

