

PAR30 19.5W HO 277V TITANIUM LED SERIES



PRO



19.5W REPLACES



250W Hal.
39W CMH

80% Energy Savings

- ⌚ Direct line voltage 120-277V - Not compatible with ballasts
- ⌚ Replaces 250W Halogen & 39W CMH
- ⌚ High 8160 candela output
- ⌚ Powerful light output 1800 lumens
- ⌚ Exceptional efficacy 92 LPW in Warm White
- ⌚ Even beam distribution



50,000 H



UNIVERSAL



EFFICACY



WARRANTY



CRI (Ra)



NON ENCL.

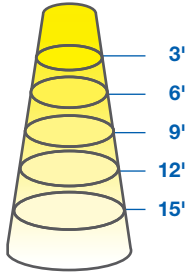


HIGH CANDELA OUTPUT - SUPERIOR PERFORMANCE



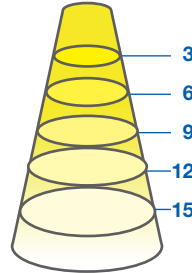
ILLUMINANCE & CANDELA DISTRIBUTION

19.5PAR30HO/930NF25/277V

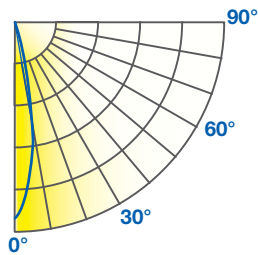


Diameter	Footcandles
1.3	907
2.7	227
4.0	101
5.3	57
6.7	36

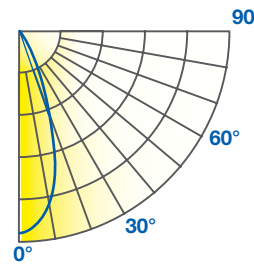
19.5PAR30HO/930FL40/277V



Diameter	Footcandles
2.2	378
4.4	94
6.6	42
8.7	24
10.9	15

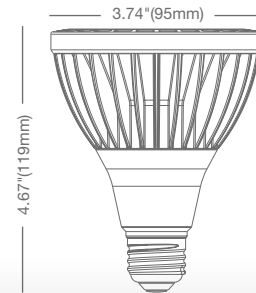


Degree	Candela
0	8160
5	6726
15	2339
25	603
35	232
45	94



Degree	Candela
0	3400
5	3303
15	2193
25	896
35	258
45	88

- Base:** E26
- Voltage:** 120-277V
- Dimmable:** No
- PF:** 0.9
- Lifetime:** 50,000 hrs
- Weight:** 0.89lb / 404g



SPECIFICATIONS

Model	Product	Power (W)	CCT	CRI (typ.)	Lumens	LPW	Beam Angle	CBCP (cd)
19.5PAR30HO/930NF25/277V	98206	19.5	Warm White 3000K	90	1800	92	NF 25°	8160
19.5PAR30HO/930FL40/277V	98207	19.5	Warm White 3000K	90	1800	92	FL 40°	3400
19.5PAR30HO/940NF25/277V	98208	19.5	Cool White 4000K	90	1800	92	NF 25°	8160
19.5PAR30HO/940FL40/277V	90209	19.5	Cool White 4000K	90	1800	92	FL 40°	3400

* Not intended for use in totally enclosed fixtures

** Suitable for damp locations. Not for use where directly exposed to the weather or water